

**MARKET SELECTION ARCHIVE 2020**

All published informations represents an analytical and exemplary study of markets and financial instruments and do not represent advice or solicitation of investments or public savings. Reports, articles and all contents of MarketTiming.eu site are protected by the author's reserved rights. In Trading Capital is at risk!

MarketTiming Selection for the week of 04/01/2021

This Report is a representative study of markets stance and does not constitute an investment advisory service.

MARKET	SELECTION				TREND STABILITY			PRIMARY TREND				VOLATILITY STANCE	
	Stability	Trend	Dynamic	Timing Power	LONG TERM	MEDIUM TERM	SHORT TERM	trend evolution			16/dic	16/dic	
	weekly outlook							16/dic	23/dic	30/dic			
<b>Stocks</b>													
FTSE_MIB_(ITALY)	11%				14,3%	9,2%	0,9%	1,2%	0,1%	0,7%	0,5%	5,9%	-3,2%
CAC_40_(FRANCE)	9%			16%	12,9%	8,0%	0,4%	0,3%	0,0%	-0,4%	1,3%	5,7%	-2,4%
DAX_(GERMANY)	8%	13%			11,2%	5,3%	1,8%	3,0%	1,7%	0,2%	1,0%	6,6%	3,3%
FTSE_100_(UK)			31%		7,6%	6,6%	0,0%	1,4%	0,1%	-1,1%	0,9%	5,5%	-2,4%
Dow_Jones_Ind_Av_(USA)	8%		-13%		12,9%	5,5%	0,6%	1,8%	0,5%	-0,2%	0,9%	3,3%	-1,7%
Nasdaq_100_(USA)	13%	13%			19,6%	7,9%	1,5%	3,1%	2,8%	-0,1%	1,5%	5,5%	-3,3%
Nikkei_225_(JAPAN)	12%		37%	26%	18,1%	9,5%	0,5%	2,4%	-0,2%	-0,9%	3,5%	4,6%	1,3%
Hang_Seng_(HONG KONG)			20%	35%	6,5%	4,7%	-0,1%	2,3%	-0,2%	-0,4%	3,1%	4,4%	-2,2%
Shanghai_Comp_(CHINA)					6,9%	1,7%	-0,2%	-1,0%	-0,1%	0,5%	0,9%	-4,1%	-2,9%
BSE_Sensex_(INDIA)	18%	31%		24%	25,7%	12,9%	1,9%	7,0%	1,2%	-0,5%	2,8%	7,8%	1,5%
RTSI_(RUSSIA)	11%	17%			13,6%	11,4%	0,1%	3,9%	2,0%	-2,4%	1,5%	9,3%	5,2%
Ibovespa_(BRAZIL)	11%	25%			8,3%	15,2%	0,8%	5,8%	2,5%	-1,3%	0,9%	10,7%	4,2%
<b>Currency &amp; Comodity</b>													
EUR/USD	15%	6%		47%	6,0%	2,8%	0,4%	1,6%	0,8%	0,2%	0,8%	2,2%	1,0%
Gold		13%			2,6%	-0,6%	1,1%	3,5%	1,6%	0,6%	1,1%	5,4%	-2,9%
Crude_Oil_WTI	77%	26%	44%	10%	29,3%	14,5%	1,8%	6,7%	4,9%	0,6%	0,6%	11,3%	5,9%
Natural_Gas		-46%		-42%	11,9%	-6,9%	-3,7%	-12,0%	10,7%	-2,6%	-7,1%	-25,3%	12,4%
Agriculture	-8%	-9%	56%		-2,1%	-2,0%	-0,7%	-2,2%	-2,6%	0,1%	-0,6%	-3,5%	-2,7%

**MARKET SELECTION ARCHIVE 2020**

All published informations represents an analytical and exemplary study of markets and financial instruments and do not represent advice or solicitation of investments or public savings. Reports, articles and all contents of MarkeTiming.eu site are protected by the author's reserved rights. In Trading Capital is at risk!

Bond													
BGOV_ITA_BTP				-11%	4,1%	1,2%	0,0%	0,3%	-0,2%	-0,3%	0,4%	1,3%	-0,6%
BGOV_GERM_BUND			-32%	-4%	0,5%	0,1%	-0,1%	0,3%	-0,2%	-0,2%	0,1%	1,0%	0,5%
BGOV_UK_GILT	-3%	15%	-31%	44%	-1,0%	-0,1%	-0,1%	2,0%	-0,5%	-0,3%	1,2%	3,1%	2,2%
BGOV_USA_Treasury	-8%		12%		-1,9%	-1,3%	0,0%	0,3%	0,2%	-0,1%	0,1%	0,8%	0,6%
BGOV_Emerg_Mrkt_Loc	10%	10%	-11%	-8%	1,7%	2,5%	0,1%	1,4%	0,2%	-0,2%	0,2%	2,2%	0,9%
BOND_Corp_Europa			-14%	-3%	2,8%	1,0%	0,0%	0,4%	-0,2%	-0,1%	0,2%	0,8%	-0,3%
BOND_Corp_Usa	-14%	-11%		-18%	-3,5%	-1,9%	-0,4%	-1,5%	-0,9%	-0,4%	0,0%	-2,8%	-1,2%
BOND_Corp_Emerg	7%				1,7%	1,0%	0,1%	-0,1%	-0,4%	0,4%	-0,1%	1,4%	-0,9%
BOND_High_Yield_GL	59%	65%		12%	13,5%	7,8%	3,6%	8,9%	1,7%	4,8%	1,6%	9,4%	2,3%

© MarkeTiming Research (ALL RIGHTS RESERVED)

MarkeTiming Selection for the week of 33/12/2020	
Stocks	
FTSE_MIB_(ITALY)	Stable and aligned UpTrend about 1,1% in weekly progression. Bullish resistance over 22395. Increasing Volatility stance in a range of 2,1% (risk weight). Take a Long Position with a Tactical Adjustment on portfolio composition from 0% to 10%.
CAC_40_(FRANCE)	Stable and aligned UpTrend about 0,2% in weekly progression. Take a Long Position with a Tactical Adjustment on portfolio composition from 0% to 9%.
DAX_(GERMANY)	Stable and aligned UpTrend about 3% in weekly progression. Bullish resistance over 13903. Increasing Volatility stance in a range of 3,2% (risk weight). Take a Long Position with a Tactical Adjustment on portfolio composition from 8% to 1%.
FTSE_100_(UK)	Stable and aligned UpTrend about 1,4% in weekly progression. Bullish resistance over 6676. Increasing Volatility stance in a range of 3,7% (risk weight). Take a Short Position with a Tactical Adjustment on portfolio composition from 7% to -7%.
Dow_Jones_Ind_Av_(USA)	Stable and aligned UpTrend about 1,8% in weekly progression. Bullish resistance over 30588. Increasing Volatility stance in a range of 1,7% (risk weight). Take a Short Position with a Tactical Adjustment on portfolio composition from 12% to -3%.
Nasdaq_100_(USA)	Stable and aligned UpTrend about 3% in weekly progression. Bullish resistance over 12925. Increasing Volatility stance in a range of 2,1% (risk weight). Take a Short Position with a Tactical Adjustment on portfolio composition from 17% to -4%.
Nikkei_225_(JAPAN)	Stable and aligned UpTrend about 2,3% in weekly progression. Take a Long Position with a Tactical Adjustment on portfolio composition from 0% to 12%.
Hang_Seng_(HONG KONG)	Stable and aligned UpTrend about 2,3% in weekly progression.
Shanghai_Comp_(CHINA)	Unstable DownTrend about -1% in weekly mitigation.
BSE_Sensex_(INDIA)	Stable and aligned UpTrend about 7% in weekly progression. Bullish resistance over 47807. Increasing Volatility stance in a range of 4% (risk weight). Take a Long Position with a Tactical Adjustment on portfolio composition from 23% to 0%.
RTSI_(RUSSIA)	Stable and aligned UpTrend about 3,8% in weekly progression. Bullish resistance over 1405. Increasing Volatility stance in a range of 5% (risk weight). Take a Short Position with a Tactical Adjustment on portfolio composition from 17% to -3%.
Ibovespa_(BRAZIL)	Stable UpTrend about 5,7% in weekly progression. Bearish support under 18410. Reducing Volatility stance in a range of -2,5% (risk weight). Take a Short Position with a Tactical Adjustment on portfolio composition from 21% to -3%.

**MARKET SELECTION ARCHIVE 2020**

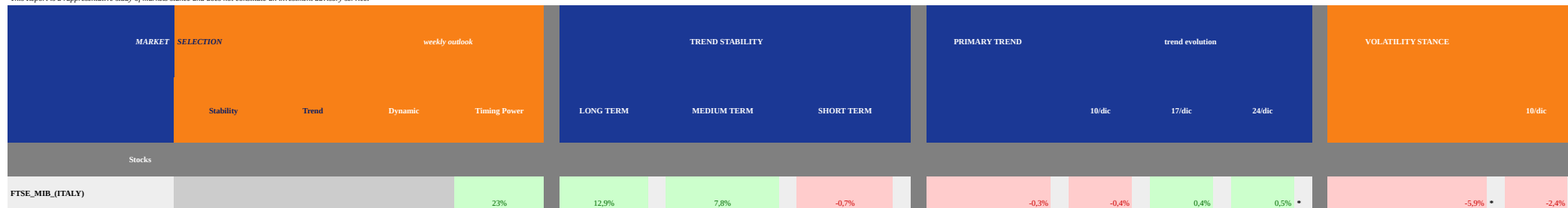
All published informations represents an analytical and exemplary study of markets and financial instruments and do not represent advice or solicitation of investments or public savings. Reports, articles and all contents of MarketTiming.eu site are protected by the author's reserved rights. In Trading Capital is at risk!

Currency & Comodity	
EUR/USD	Stable and aligned UpTrend about 1,6% in weekly progression. Bullish resistance over 1. Increasing Volatility stance in a range of 1,2% (risk weight). Take a Long Position with a Tactical Adjustment on portfolio composition from 9% to 1%.
Gold	Unstable UpTrend about 3,5% in weekly progression. Bullish resistance over 1904. Increasing Volatility stance in a range of 2,2% (risk weight). Take a Short Position with a Tactical Adjustment on portfolio composition from 13% to 0%.
Crude_Oil_WTI	Stable and aligned UpTrend about 6,6% in weekly progression. Bearish support under 46. Increasing Volatility stance in a range of 5,7% (risk weight). Take a Long Position with a Tactical Adjustment on portfolio composition from 40% to 10%.
Natural_Gas	Unstable DownTrend about -11,9% in weekly progression. Bullish resistance over 2. Increasing Volatility stance in a range of -19,1% (risk weight). Take a Short Position with a Tactical Adjustment on portfolio composition from -9% to -13%.
Agriculture	Stable and aligned DownTrend about -2,2% in weekly progression. Take a Short Position with a Tactical Adjustment on portfolio composition from -8% to 0%.
Bond	
BGOV_ITA_BTP	Stable and aligned UpTrend about 0,3% in weekly progression. Take a Long Position with a Tactical Adjustment on portfolio composition from -4% to 4%.
BGOV_GERM_BUND	Stable and aligned UpTrend about 0,3% in weekly progression. Take a Long Position with a Tactical Adjustment on portfolio composition from 0% to 0%.
BGOV_UK_GILT	Unstable UpTrend about 2% in weekly progression. Take a Long Position with a Tactical Adjustment on portfolio composition from 4% to 3%.
BGOV_USA_Treasury	Unstable UpTrend about 0,2% in weekly progression. Take a Long Position with a Tactical Adjustment on portfolio composition from -11% to 7%.
BGOV_Emerg_Mrkt_Loc	Stable UpTrend about 1,4% in weekly progression. Take a Long Position with a Tactical Adjustment on portfolio composition from 7% to 2%.
BOND_Corp_Europa	Stable and aligned UpTrend about 0,4% in weekly progression. Take a Short Position with a Tactical Adjustment on portfolio composition from 10% to -10%.
BOND_Corp_Usa	Stable and aligned DownTrend about -1,4% in weekly mitigation. Take a Long Position with a Tactical Adjustment on portfolio composition from -27% to 15%.
BOND_Corp_Emerg	Unstable DownTrend about -0,1% in weekly progression. Take a Long Position with a Tactical Adjustment on portfolio composition from -3% to 4%.
BOND_High_Yeld_GL	Stable and aligned UpTrend about 8,8% in weekly progression. Take a Long Position with a Tactical Adjustment on portfolio composition from 39% to 22%.

© MarketTiming Research (ALL RIGHTS REDERVED)

MarketTiming Selection for the week of 28/12/2020

This Report is a rappresentative study of markets stance and does not constitute an investment advisory service.



**MARKET SELECTION ARCHIVE 2020**

All published informations represents an analytical and exemplary study of markets and financial instruments and do not represent advice or solicitation of investments or public savings. Reports, articles and all contents of MarketTiming.eu site are protected by the author's reserved rights. In Trading Capital is at risk!

<b>CAC_40_(FRANCE)</b>				26%	11,6%	6,8%	-1,1%	-0,8%	-0,4%	0,0%	-0,5%	-5,6%	-1,9%
<b>DAX_(GERMANY)</b>	10%	8%	-16%	23%	10,2%	4,0%	0,7%	2,3%	0,3%	2,8%	-0,6%	5,7%	2,2%
<b>FTSE_100_(UK)</b>		8%	-21%		7,2%	6,2%	-0,3%	2,2%	1,7%	-0,7%	-0,7%	5,8%	2,3%
<b>Dow_Jones_Ind_Av_(USA)</b>					13,0%	5,2%	0,4%	1,1%	0,1%	1,0%	-0,3%	2,9%	1,5%
<b>Nasdaq_100_(USA)</b>	18%	17%			19,5%	7,3%	1,3%	4,6%	-0,6%	2,8%	-0,3%	5,6%	-3,3%
<b>Nikkei_225_(JAPAN)</b>					17,5%	8,9%	-0,1%	0,5%	-0,2%	0,2%	-0,5%	2,0%	1,5%
<b>Hang_Seng_(HONG KONG)</b>					6,2%	4,3%	-0,6%	-1,6%	-1,2%	1,0%	-1,1%	-3,8%	-2,3%
<b>Shanghai_Comp_(CHINA)</b>					7,3%	1,8%	-0,2%	-0,2%	-2,0%	0,9%	-1,2%	-4,1%	-2,7%
<b>BSE_Sensex_(INDIA)</b>	25%	22%	-28%	27%	24,7%	11,9%	1,3%	6,1%	3,0%	2,0%	0,2%	6,7%	3,3%
<b>RTSI_(RUSSIA)</b>	16%	20%	-18%		13,2%	10,7%	0,2%	5,4%	4,9%	1,0%	-2,9%	11,2%	4,6%
<b>Ibovespa_(BRAZIL)</b>	19%	25%	-17%		9,1%	17,1%	2,9%	6,8%	2,4%	5,3%	-2,5%	11,2%	4,6%
<b>Currency &amp; Comodity</b>													
<b>EUR/USD</b>	11%	8%	-27%	-34%	6,1%	2,9%	0,6%	2,3%	0,0%	1,0%	-0,7%	3,0%	1,0%
<b>Gold</b>		14%	-27%	-17%	2,8%	-0,8%	1,7%	4,1%	-0,2%	2,8%	-0,4%	7,8%	-2,5%
<b>Crude_Oil_WTI</b>	56%	24%		22%	30,5%	14,9%	2,7%	7,3%	3,1%	3,0%	-0,2%	11,4%	6,0%
<b>Natural_Gas</b>	26%	-45%			21,2%	0,2%	1,0%	-13,6%	2,4%	3,1%	-4,7%	-22,6%	9,5%
<b>Agriculture</b>	-6%	-10%	-45%	-26%	-2,1%	-2,1%	-1,2%	-3,0%	-0,9%	-0,9%	0,3%	-4,0%	-2,6%
<b>Bond</b>													
<b>BGOV_ITA_BTP</b>		-4%		-31%	4,2%	1,3%	-0,1%	-0,4%	-0,1%	0,2%	-0,5%	-1,3%	-0,6%
<b>BGOV_GERM_BUND</b>	2%	-4%	-20%	-4%	0,6%	0,3%	0,1%	-0,3%	0,4%	-0,2%	-0,2%	-1,0%	0,7%
<b>BGOV_UK_GILT</b>		4%		6%	-0,8%	0,1%	0,3%	0,3%	2,1%	-0,9%	0,1%	3,1%	2,4%
<b>BGOV_USA_Treasury</b>	-9%	-15%		-4%	-1,9%	-1,4%	-0,2%	-1,2%	0,1%	-0,3%	0,1%	-1,9%	0,6%
<b>BGOV_Emerg_Mrkt_Loc</b>	11%	4%	20%		1,7%	2,6%	0,2%	0,3%	1,2%	0,5%	-0,7%	2,2%	1,3%
<b>BOND_Corp_Europa</b>	10%		-25%		2,9%	1,1%	0,0%	0,1%	0,1%	-0,1%	-0,2%	0,8%	0,6%
<b>BOND_Corp_Usa</b>	-16%	-39%	-17%		-3,5%	-2,1%	-0,8%	-3,2%	-1,0%	-0,5%	0,2%	-4,0%	-1,7%
<b>BOND_Corp_Emerg</b>		-3%		28%	1,7%	0,8%	-0,2%	-0,2%	0,2%	-0,4%	0,4%	-1,4%	1,0%

**MARKET SELECTION ARCHIVE 2020**

All published informations represents an analytical and exemplary study of markets and financial instruments and do not represent advice or solicitation of investments or public savings. Reports, articles and all contents of MarketTiming.eu site are protected by the author's reserved rights. In Trading Capital is at risk!



**Market Timing Selection for the week of 27/12/2020**

Stocks	
<b>FTSE_MIB_(ITALY)</b>	Unstable DownTrend about -0,3% in weekly mitigation.
<b>CAC_40_(FRANCE)</b>	Unstable DownTrend about -0,8% in weekly progression. Bullish resistance over 5581. Increasing Volatility stance in a range of -4,9% (risk weight).
<b>DAX_(GERMANY)</b>	Stable and aligned UpTrend Take a Long Position with a Tactical Adjustment on portfolio composition from 7% to 5%.
<b>FTSE_100_(UK)</b>	Stable and aligned UpTrend Take a Long Position with a Tactical Adjustment on portfolio composition from 7% to 0%.
<b>Dow_Jones_Ind_Av_(USA)</b>	Stable and aligned UpTrend Take a Long Position with a Tactical Adjustment on portfolio composition from 9% to 3%.
<b>Nasdaq_100_(USA)</b>	Stable and aligned UpTrend Take a Long Position with a Tactical Adjustment on portfolio composition from 14% to 2%.
<b>Nikkei_225_(JAPAN)</b>	Stable and aligned UpTrend Take a Short Position with a Tactical Adjustment on portfolio composition from 12% to -12%.
<b>Hang_Seng_(HONG KONG)</b>	Unstable DownTrend about -1,6% in weekly progression. Bullish resistance over 26668. Increasing Volatility stance in a range of -2,5% (risk weight).
<b>Shanghai_Comp_(CHINA)</b>	Unstable DownTrend about -0,1% in weekly progression.
<b>BSE_Sensex_(INDIA)</b>	Stable and aligned UpTrend about 6,1% in weekly progression. Bearish support under 44923. Increasing Volatility stance in a range of -4,5% (risk weight). Take a Long Position with a Tactical Adjustment on portfolio composition from 17% to 5%.
<b>RTSI_(RUSSIA)</b>	Stable and aligned UpTrend Take a Short Position with a Tactical Adjustment on portfolio composition from 21% to -3%.
<b>Ibovespa_(BRAZIL)</b>	Stable UpTrend Take a Long Position with a Tactical Adjustment on portfolio composition from 21% to 0%.
Currency & Comodity	
<b>EUR/USD</b>	Stable and aligned UpTrend Take a Short Position with a Tactical Adjustment on portfolio composition from 15% to -5%.
<b>Gold</b>	Unstable UpTrend Take a Long Position with a Tactical Adjustment on portfolio composition from 0% to 13%.
<b>Crude_Oil_WTI</b>	Stable and aligned UpTrend Take a Short Position with a Tactical Adjustment on portfolio composition from 72% to -32%.
<b>Natural_Gas</b>	Unstable DownTrend about -13,5% in weekly progression. Bullish resistance over 2. Increasing Volatility stance in a range of -10,7% (risk weight). Take a Short Position with a Tactical Adjustment on portfolio composition from 0% to -9%.
<b>Agriculture</b>	Stable DownTrend about -2,9% in weekly mitigation. Take a Long Position with a Tactical Adjustment on portfolio composition from -12% to 4%.
Bond	
<b>BGOV_ITA_BTP</b>	Unstable DownTrend about -0,3% in weekly progression. Take a Short Position with a Tactical Adjustment on portfolio composition from 22% to -13%.
<b>BGOV_GERM_BUND</b>	Unstable DownTrend about -0,3% in weekly progression. Take a Short Position with a Tactical Adjustment on portfolio composition from 4% to -3%.

**MARKET SELECTION ARCHIVE 2020**

All published informations represents an analytical and exemplary study of markets and financial instruments and do not represent advice or solicitation of investments or public savings. Reports, articles and all contents of MarketTiming.eu site are protected by the author's reserved rights. In Trading Capital is at risk!

<b>BGOV_UK_GILT</b>	Unstable UpTrend about 0,3% in weekly progression. Take a Short Position with a Tactical Adjustment on portfolio composition from 13% to -9%.
<b>BGOV_USA_Treasury</b>	Stable and aligned DownTrend about -1,1% in weekly mitigation. Take a Long Position with a Tactical Adjustment on portfolio composition from -16% to 4%.
<b>BGOV_Emerg_Mrkt_Loc</b>	Stable UpTrend Take a Short Position with a Tactical Adjustment on portfolio composition from 15% to -7%.
<b>BOND_Corp_Europa</b>	Stable and aligned UpTrend Take a Short Position with a Tactical Adjustment on portfolio composition from 16% to -6%.
<b>BOND_Corp_Usa</b>	Stable and aligned DownTrend about -3,1% in weekly mitigation. Take a Long Position with a Tactical Adjustment on portfolio composition from -32% to 4%.
<b>BOND_Corp_Emerg</b>	Unstable DownTrend about -0,2% in weekly mitigation. Take a Short Position with a Tactical Adjustment on portfolio composition from 0% to -3%.
<b>BOND_High_Yeld_GL</b>	Stable and aligned UpTrend about 2,1% in weekly progression. Take a Long Position with a Tactical Adjustment on portfolio composition from -16% to 47%.

© MarketTiming Research (ALL RIGHTS REDERVED)

MarketTiming Selection for the week of 21/12/2020

This Report is a representative study of markets stance and does not constitute an investment advisory service.

MARKET	SELECTION				TREND STABILITY			PRIMARY TREND			VOLATILITY STANCE		
	Stability	Trend	Dynamic	Timing Power	LONG TERM	MEDIUM TERM	SHORT TERM	04/dic	11/dic	18/dic	04/dic		
Stocks													
FTSE_MIB_(ITALY)					14,3%	8,9%	-0,2%	1,2%	-0,8%	-2,1%	1,3%	3,7%	-2,6%
CAC_40_(FRANCE)			-10%		13,8%	8,6%	0,0%	0,6%	0,2%	-1,8%	0,4%	-2,7%	1,8%
DAX_(GERMANY)	7%			25%	11,1%	4,2%	1,1%	3,8%	-0,3%	-1,4%	3,9%	5,7%	1,7%
FTSE_100_(UK)	8%				8,8%	7,6%	1,1%	2,8%	2,9%	-0,1%	-0,3%	5,8%	4,6%
Dow_Jones_Ind_Av_(USA)	9%		-7%		13,9%	5,6%	0,7%	3,1%	0,9%	-0,5%	0,4%	3,4%	2,5%
Nasdaq_100_(USA)	13%	17%	-26%	21%	20,2%	7,4%	1,9%	7,0%	2,1%	-1,1%	2,9%	7,8%	3,6%
Nikkei_225_(JAPAN)	13%	11%			19,0%	10,1%	0,7%	4,8%	0,4%	-0,4%	0,4%	5,5%	-1,8%
Hang_Seng_(HONG KONG)				18%	7,1%	5,0%	-0,3%	0,2%	-0,2%	-1,2%	0,0%	-3,4%	-2,4%
Shanghai_Comp_(CHINA)			21%	19%	7,3%	1,4%	-0,7%	0,5%	1,1%	-2,8%	1,4%	4,1%	2,3%
BSE_Sensex_(INDIA)	19%	17%			26,4%	13,3%	2,7%	7,0%	2,1%	2,3%	1,9%	7,6%	2,6%

**MARKET SELECTION ARCHIVE 2020**

All published informations represents an analytical and exemplary study of markets and financial instruments and do not represent advice or solicitation of investments or public savings. Reports, articles and all contents of MarkeTiming.eu site are protected by the author's reserved rights. In Trading Capital is at risk!

RTSI_(RUSSIA)	16%	26%	-7%	17.3%	14.0%	4.1%	11.1%	4.2%	4.1%	-0.7%	13.1%	5.8%
Ibovespa_(BRAZIL)	14%	29%	28%	8.3%	17.6%	4.4%	12.2%	3.3%	5.4%	0.7%	14.2%	5.6%
Currency & Comodity												
EUR/USD	15%	15%	47%	6.2%	2.9%	1.1%	3.3%	1.2%	0.0%	1.2%	3.9%	2.1%
Gold			26%	2.2%	-2.0%	1.4%	0.9%	3.2%	0.2%	2.3%	7.3%	4.6%
Crude_Oil_WTI	76%	69%		31.4%	14.9%	3.7%	15.6%	1.1%	1.1%	5.4%	15.0%	6.0%
Natural_Gas			-27%	22.1%	0.5%	-1.0%	1.8%	-10.0%	1.2%	4.3%	-22.5%	-18.7%
Agriculture	-9%	-16%		-1.8%	-2.1%	-1.8%	-3.6%	-1.2%	-1.0%	-1.0%	-4.3%	-1.7%
Bond												
BGOV_ITA_BTP	22%		30%	4.6%	1.6%	0.1%	0.0%	-0.2%	0.1%	-0.1%	-1.3%	-0.7%
BGOV_GERM_BUND	4%		-30%	0.7%	0.4%	0.1%	-0.1%	-0.4%	0.8%	-0.5%	-1.0%	-0.6%
BGOV_UK_GILT		14%	-7%	-0.8%	0.1%	0.5%	1.2%	-0.9%	2.6%	-1.0%	3.1%	-1.9%
BGOV_USA_Treasury	-13%	-20%		-1.8%	-1.4%	-0.3%	-1.7%	-1.8%	0.7%	-0.4%	-1.9%	-1.9%
BGOV_Emerg_Mrkt_Loc	20%	10%	-19%	2.2%	3.1%	0.5%	0.8%	0.4%	0.7%	0.3%	2.2%	0.9%
BOND_Corp_Europa	16%		-18%	3.2%	1.2%	0.1%	0.3%	0.1%	0.2%	-0.2%	0.8%	0.4%
BOND_Corp_Usa	-24%	-40%		-3.2%	-2.1%	-1.5%	-3.4%	-1.8%	-0.3%	-0.8%	-4.4%	-2.7%
BOND_Corp_Emerg			-14%	2.1%	0.9%	-0.2%	-0.1%	-0.4%	0.1%	0.0%	-1.1%	-0.8%
BOND_High_Yeld_GL		-16%		9.2%	4.8%	0.0%	-1.4%	-3.0%	0.3%	2.3%	-6.7%	-4.2%

© MarkeTiming Research (ALL RIGHTS REDERVED)

MarketTiming Selection for the week of 21/12/2020	
Stocks	
FTSE_MIB_(ITALY)	Stable and aligned UpTrend about 1.2% in weekly progression. Take a Short Position with a Tactical Adjustment on portfolio composition from 9% to -9%.
CAC_40_(FRANCE)	Stable and aligned UpTrend about 0.5% in weekly progression. Bullish resilience over 5589. Increasing Volatility stance in a range of -1.3% (risk weight). Take a Short Position with a Tactical Adjustment on portfolio composition from 8% to -8%.
DAX_(GERMANY)	Stable and aligned UpTrend about 3.7% in weekly progression. Take a Long Position with a Tactical Adjustment on portfolio composition from 4% to 2%.
FTSE_100_(UK)	Stable and aligned UpTrend Take a Long Position with a Tactical Adjustment on portfolio composition from 7% to 0%.

## MARKET SELECTION ARCHIVE 2020

All published informations represents an analytical and exemplary study of markets and financial instruments and do not represent advice or solicitation of investments or public savings. Reports, articles and all contents of MarketTiming.eu site are protected by the author's reserved rights. In Trading Capital is at risk!

<b>Dow_Jones_Ind_Av_(USA)</b>	Stable and aligned UpTrend about 3,1% in weekly progression. Bearish suppot under 29894. Increasing Volatility stance in a range of 1,4% (risk weight). Take a Long Position with a Tactical Adjustment on portfolio composition from 7% to 1%.
<b>Nasdaq_100_(USA)</b>	Stable and aligned UpTrend about 6,9% in weekly progression. Bullish resistance over 12793. Increasing Volatility stance in a range of 2,8% (risk weight). Take a Long Position with a Tactical Adjustment on portfolio composition from 10% to 9%.
<b>Nikkei_225_(JAPAN)</b>	Stable and aligned UpTrend about 4,8% in weekly progression. Bearish suppot under 26605. Reducing Volatility stance in a range of 1% (risk weight). Take a Long Position with a Tactical Adjustment on portfolio composition from 11% to 1%.
<b>Hang_Seng_(HONG KONG)</b>	Stable and aligned UpTrend
<b>Shanghai_Comp_(CHINA)</b>	Stable and aligned UpTrend about 0,5% in weekly progression. Take a Short Position with a Tactical Adjustment on portfolio composition from 3% to -3%.
<b>BSE_Sensex_(INDIA)</b>	Stable and aligned UpTrend about 7% in weekly progression. Bullish resistance over 47026. Increasing Volatility stance in a range of 2,5% (risk weight). Take a Long Position with a Tactical Adjustment on portfolio composition from 14% to 3%.
<b>RTSI_(RUSSIA)</b>	Stable and aligned UpTrend Take a Short Position with a Tactical Adjustment on portfolio composition from 22% to -1%.
<b>Ibovespa_(BRAZIL)</b>	Stable UpTrend about 12,1% in weekly progression. Bearish suppot under 18089. Increasing Volatility stance in a range of 5,5% (risk weight). Take a Short Position with a Tactical Adjustment on portfolio composition from 25% to -4%.
<b>Currency &amp; Comodity</b>	
<b>EUR/USD</b>	Stable and aligned UpTrend about 3,3% in weekly progression. Bullish resistance over 1. Increasing Volatility stance in a range of 1,2% (risk weight). Take a Long Position with a Tactical Adjustment on portfolio composition from 11% to 3%.
<b>Gold</b>	Unstable UpTrend about 0,9% in weekly progression. Take a Long Position with a Tactical Adjustment on portfolio composition from -6% to 6%.
<b>Crude_Oil_WTI</b>	Stable and aligned UpTrend about 15,5% in weekly progression. Bullish resistance over 49. Increasing Volatility stance in a range of 7,4% (risk weight). Take a Long Position with a Tactical Adjustment on portfolio composition from 62% to 10%.
<b>Natural_Gas</b>	Stable and aligned UpTrend about 1,8% in weekly progression. Take a Long Position with a Tactical Adjustment on portfolio composition from -36% to 36%.
<b>Agriculture</b>	Stable DownTrend about -3,5% in weekly progression. Take a Short Position with a Tactical Adjustment on portfolio composition from -5% to -7%.
<b>Bond</b>	
<b>BGOV_ITA_BTP</b>	Stable and aligned UpTrend Take a Short Position with a Tactical Adjustment on portfolio composition from 12% to -1%.
<b>BGOV_GERM_BUND</b>	Unstable DownTrend about -0,1% in weekly progression. Take a Short Position with a Tactical Adjustment on portfolio composition from 5% to -3%.
<b>BGOV_UK_GILT</b>	Unstable UpTrend Take a Short Position with a Tactical Adjustment on portfolio composition from 23% to -9%.
<b>BGOV_USA_Treasury</b>	Stable and aligned DownTrend about -1,6% in weekly progression. Take a Short Position with a Tactical Adjustment on portfolio composition from -9% to -6%.
<b>BGOV_Emerg_Mrkt_Loc</b>	Stable UpTrend about 0,8% in weekly progression. Take a Long Position with a Tactical Adjustment on portfolio composition from 14% to 0%.
<b>BOND_Corp_Europa</b>	Stable and aligned UpTrend Take a Short Position with a Tactical Adjustment on portfolio composition from 11% to -3%.
<b>BOND_Corp_Usa</b>	Stable and aligned DownTrend about -3,3% in weekly progression. Take a Short Position with a Tactical Adjustment on portfolio composition from -16% to -15%.
<b>BOND_Corp_Emerg</b>	Unstable DownTrend about 0% in weekly progression. Take a Short Position with a Tactical Adjustment on portfolio composition from 8% to -8%.
<b>BOND_High_Yeld_GL</b>	Unstable DownTrend about -1,3% in weekly mitigation. Take a Long Position with a Tactical Adjustment on portfolio composition from -17% to 1%.



**MARKET SELECTION ARCHIVE 2020**

All published informations represents an analytical and exemplary study of markets and financial instruments and do not represent advice or solicitation of investments or public savings. Reports, articles and all contents of MarketTiming.eu site are protected by the author's reserved rights. In Trading Capital is at risk!

MarketTiming Selection for the week of 14/12/2020

This Report is a representative study of markets stance and does not constitute an investment advisory service.

MARKET	SELECTION				TREND STABILITY			PRIMARY TREND			VOLATILITY STANCE		
	Stability	Trend	Dynamic	Timing Power	LONG TERM	MEDIUM TERM	SHORT TERM	27/nov	04/dic	11/dic	27/nov		
<b>Stocks</b>													
FTSE_MIB_(ITALY)	9%		-9%		15,4%	9,7%	0,5%	3,8%	3,0%	-0,8%	-2,1%	6,3%	3,1%
CAC_40_(FRANCE)	9%			-25%	14,6%	9,4%	0,3%	2,4%	1,9%	0,2%	-1,8%	3,9%	2,2%
DAX_(GERMANY)	5%			-21%	10,3%	3,0%	0,4%	0,3%	1,5%	-0,3%	-1,4%	-3,3%	1,8%
FTSE_100_(UK)	7%				9,6%	8,4%	2,2%	3,6%	0,3%	2,9%	-0,1%	5,8%	2,6%
Dow_Jones_Ind_Av_(USA)	8%				14,3%	5,8%	0,9%	2,0%	2,2%	0,9%	-0,5%	3,6%	2,4%
Nasdaq_100_(USA)	10%		-19%		19,8%	6,5%	1,8%	3,7%	3,0%	2,1%	-1,1%	6,7%	4,0%
Nikkei_225_(JAPAN)	12%	11%			19,8%	10,8%	1,5%	5,0%	4,4%	0,4%	-0,4%	5,6%	4,9%
Hang_Seng_(HONG KONG)			-26%	-20%	7,5%	5,6%	-0,1%	1,3%	1,7%	-0,2%	-1,2%	3,2%	2,5%
Shanghai_Comp_(CHINA)	4%		-11%	-34%	8,2%	1,9%	0,0%	1,1%	0,9%	1,1%	-2,8%	4,5%	2,6%
BSE_Sensex_(INDIA)	15%	14%	12%		25,5%	12,9%	2,7%	6,1%	0,6%	2,1%	2,3%	6,4%	-2,8%
RTSI_(RUSSIA)	12%	33%	13%		15,7%	12,3%	4,8%	15,1%	3,1%	4,2%	4,1%	12,9%	4,7%
Ibovespa_(BRAZIL)	10%	42%	10%		5,7%	16,2%	5,3%	18,8%	2,3%	3,3%	5,4%	17,5%	5,2%
<b>Currency &amp; Comodity</b>													
EUR/USD	17%	7%	-16%		5,7%	2,4%	1,1%	2,4%	0,9%	1,2%	0,0%	3,1%	1,4%
Gold		-6%	-45%		2,0%	-2,8%	0,7%	-2,3%	-4,6%	3,2%	0,2%	-7,0%	-5,7%
Crude_Oil_WTI	80%	44%	12%		28,3%	11,9%	3,7%	15,9%	7,3%	1,1%	1,1%	16,8%	8,8%
Natural_Gas		-36%	27%	-16%	14,7%	-5,5%	-7,7%	-13,1%	7,1%	-10,0%	1,2%	-22,4%	8,4%
Agriculture	-3%	-7%		-84%	-0,2%	-0,6%	-1,0%	-2,4%	-0,4%	-1,2%	-1,0%	-3,7%	-0,9%
<b>Bond</b>													

**MARKET SELECTION ARCHIVE 2020**

All published informations represents an analytical and exemplary study of markets and financial instruments and do not represent advice or solicitation of investments or public savings. Reports, articles and all contents of MarketTiming.eu site are protected by the author's reserved rights. In Trading Capital is at risk!

BGOV_ITA_BTP	21%	4%	30%	10%	4,8%	1,8%	0,2%	0,4%	0,3%	-0,2%	0,1%	0,8%	0,3%
BGOV_GERM_BUND	4%	7%		21%	0,7%	0,5%	0,2%	0,7%	0,0%	-0,4%	0,8%	1,0%	-0,4%
BGOV_UK_GILT		24%	26%	30%	-0,8%	0,1%	0,9%	2,6%	0,6%	-0,9%	2,6%	3,6%	1,1%
BGOV_USA_Treasury	-13%	-6%			-1,9%	-1,6%	-0,7%	-0,7%	-0,1%	-1,8%	0,7%	-2,0%	-0,3%
BGOV_Emerg_Mrkt_Loc	17%	12%		19%	1,9%	3,0%	0,4%	1,4%	-0,6%	0,4%	0,7%	1,8%	-1,2%
BOND_Corp_Europa	16%	7%	-31%		3,5%	1,4%	0,3%	0,8%	0,1%	0,1%	0,2%	1,0%	0,3%
BOND_Corp_Usa	-17%	-17%			-2,5%	-1,5%	-1,4%	-1,9%	-0,5%	-1,8%	-0,3%	-4,0%	-1,2%
BOND_Corp_Emerg	12%	6%	-13%	-19%	2,4%	1,2%	0,1%	0,6%	0,3%	-0,4%	0,1%	1,3%	0,7%
BOND_High_Yeld_GL		-18%			7,6%	4,0%	-2,3%	-1,9%	-0,8%	-3,0%	0,3%	-6,6%	-2,4%

© MarketTiming Research (ALL RIGHTS REDERVED)

MarketTiming Selection for the week of 14/12/2020	
Stocks	
FTSE_MIB_(ITALY)	Stable and aligned UpTrend Take a Short Position with a Tactical Adjustment on portfolio composition from 13% to -8%.
CAC_40_(FRANCE)	Stable and aligned UpTrend Take a Short Position with a Tactical Adjustment on portfolio composition from 13% to -8%.
DAX_(GERMANY)	Stable and aligned UpTrend Take a Short Position with a Tactical Adjustment on portfolio composition from 5% to 0%.
FTSE_100_(UK)	Stable and aligned UpTrend Take a Short Position with a Tactical Adjustment on portfolio composition from 9% to -5%.
Dow_Jones_Ind_Av_(USA)	Stable and aligned UpTrend Take a Long Position with a Tactical Adjustment on portfolio composition from 7% to 0%.
Nasdaq_100_(USA)	Stable and aligned UpTrend Take a Short Position with a Tactical Adjustment on portfolio composition from 11% to 0%.
Nikkei_225_(JAPAN)	Stable and aligned UpTrend Take a Short Position with a Tactical Adjustment on portfolio composition from 12% to -1%.
Hang_Seng_(HONG KONG)	Stable and aligned UpTrend Take a Short Position with a Tactical Adjustment on portfolio composition from 5% to -5%.
Shanghai_Comp_(CHINA)	Stable and aligned UpTrend Take a Short Position with a Tactical Adjustment on portfolio composition from 5% to -1%.
BSE_Sensex_(INDIA)	Stable and aligned UpTrend about 6,1% in weekly progression. Bullish resistance over 46309. Increasing Volatility stance in a range of 2,7% (risk weight). Take a Long Position with a Tactical Adjustment on portfolio composition from 12% to 7%.
RTSI_(RUSSIA)	Stable and aligned UpTrend about 15% in weekly progression. Bullish resistance over 1413. Increasing Volatility stance in a range of 5,1% (risk weight). Take a Long Position with a Tactical Adjustment on portfolio composition from 13% to 8%.
Ibovespa_(BRAZIL)	Stable UpTrend about 18,8% in weekly progression. Bullish resistance over 18879. Increasing Volatility stance in a range of 5,3% (risk weight). Take a Long Position with a Tactical Adjustment on portfolio composition from 13% to 12%.
Currency & Comodity	

**MARKET SELECTION ARCHIVE 2020**

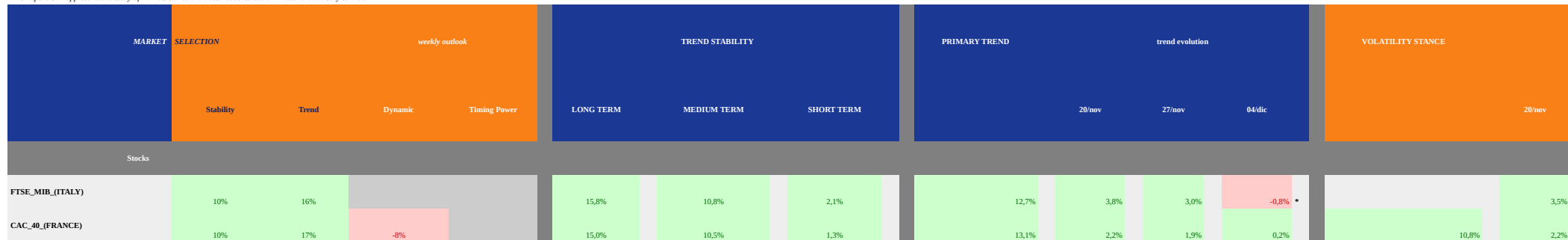
All published informations represents an analytical and exemplary study of markets and financial instruments and do not represent advice or solicitation of investments or public savings. Reports, articles and all contents of MarkeTiming.eu site are protected by the author's reserved rights. In Trading Capital is at risk!

<b>EUR/USD</b>	
<b>Gold</b>	Unstable DownTrend about -2,2% in weekly mitigation. Take a Long Position with a Tactical Adjustment on portfolio composition from -13% to 7%.
<b>Crude_Oil_WTI</b>	Stable and aligned UpTrend about 15,8% in weekly progression. Bearish suppot under 44. Increasing Volatility stance in a range of 5,9% (risk weight). Take a Short Position with a Tactical Adjustment on portfolio composition from 68% to -6%.
<b>Natural_Gas</b>	Unstable DownTrend about -13% in weekly mitigation. Take a Short Position with a Tactical Adjustment on portfolio composition from -27% to -9%.
<b>Agriculture</b>	Stable DownTrend about -2,4% in weekly progression. Take a Short Position with a Tactical Adjustment on portfolio composition from 0% to -5%.
<b>Bond</b>	
<b>BGOV_ITA_BTP</b>	Stable and aligned UpTrend about 0,4% in weekly progression. Take a Short Position with a Tactical Adjustment on portfolio composition from 20% to -7%.
<b>BGOV_GERM_BUND</b>	Stable and aligned UpTrend about 0,7% in weekly progression. Take a Long Position with a Tactical Adjustment on portfolio composition from -7% to 9%.
<b>BGOV_UK_GILT</b>	Unstable UpTrend about 2,6% in weekly progression. Take a Long Position with a Tactical Adjustment on portfolio composition from -13% to 37%.
<b>BGOV_USA_Treasury</b>	Stable and aligned DownTrend about -0,6% in weekly mitigation. Take a Long Position with a Tactical Adjustment on portfolio composition from -20% to 11%.
<b>BGOV_Emerg_Mrkt_Loc</b>	Stable UpTrend about 1,3% in weekly progression. Take a Long Position with a Tactical Adjustment on portfolio composition from 21% to 3%.
<b>BOND_Corp_Europa</b>	Stable and aligned UpTrend about 0,8% in weekly progression. Take a Short Position with a Tactical Adjustment on portfolio composition from 16% to -5%.
<b>BOND_Corp_Usa</b>	Stable and aligned DownTrend about -1,8% in weekly progression. Take a Short Position with a Tactical Adjustment on portfolio composition from -15% to -1%.
<b>BOND_Corp_Emerg</b>	Stable and aligned UpTrend about 0,6% in weekly progression. Take a Long Position with a Tactical Adjustment on portfolio composition from 10% to 3%.
<b>BOND_High_Yeld_GL</b>	Unstable DownTrend about -1,9% in weekly mitigation. Take a Short Position with a Tactical Adjustment on portfolio composition from 0% to -17%.

© MarkeTiming Research (ALL RIGHTS REDERVED)

**MarkeTiming Selection for the week of 7/12/2020**

This Report is a rappresentative study of markets stance and does not constitute an investment advisory service.



**MARKET SELECTION ARCHIVE 2020**

All published informations represents an analytical and exemplary study of markets and financial instruments and do not represent advice or solicitation of investments or public savings. Reports, articles and all contents of MarketTiming.eu site are protected by the author's reserved rights. In Trading Capital is at risk!

<b>DAX_(GERMANY)</b>	6%		22%		10,8%	3,5%	0,8%	6,6%	0,5%	1,5%	-0,3%	5,8%	-1,8%
<b>FTSE_100_(UK)</b>	5%	14%		9%	6,9%	6,3%	0,7%	10,8%	0,6%	0,3%	2,9%	10,1%	2,4%
<b>Dow_Jones_Ind_Av_(USA)</b>	7%				13,9%	5,8%	0,8%	6,6%	-0,7%	2,2%	0,9%	4,3%	-2,4%
<b>Nasdaq_100_(USA)</b>	11%			5%	20,6%	7,0%	2,7%	3,5%	-0,2%	3,0%	2,1%	8,4%	-1,7%
<b>Nikkei_225_(JAPAN)</b>	13%	13%	-11%	-32%	20,7%	12,0%	3,0%	10,0%	0,6%	4,4%	0,4%	9,0%	-2,4%
<b>Hang_Seng_(HONG KONG)</b>	5%		-29%	51%	7,9%	6,4%	0,6%	4,4%	1,1%	1,7%	-0,2%	4,2%	1,6%
<b>Shanghai_Comp_(CHINA)</b>	5%				9,9%	3,2%	1,5%	4,0%	2,0%	0,9%	1,1%	5,1%	2,0%
<b>BSE_Sensex_(INDIA)</b>	13%				22,7%	11,0%	1,4%	7,6%	1,0%	0,6%	2,1%	6,5%	1,8%
<b>RTSI_(RUSSIA)</b>	8%	20%	16%	3%	10,9%	8,0%	3,3%	15,2%	2,8%	3,1%	4,2%	13,3%	3,1%
<b>Ibovespa_(BRAZIL)</b>	6%	21%	15%		0,4%	11,6%	3,8%	16,0%	6,6%	2,3%	3,3%	18,1%	7,7%
<b>Currency &amp; Comodity</b>													
<b>EUR/USD</b>	17%	5%	36%		5,5%	2,1%	1,3%	2,0%	0,3%	0,9%	1,2%	3,6%	0,7%
<b>Gold</b>		-14%	64%		0,4%	-5,1%	-1,5%	-5,7%	-0,9%	-4,6%	3,2%	-10,7%	-2,5%
<b>Crude_Oil_WTI</b>	83%	54%			26,0%	10,6%	4,9%	22,9%	5,7%	7,3%	1,1%	21,7%	6,0%
<b>Natural_Gas</b>		-27%		-55%	28,5%	5,7%	-1,7%	-11,4%	-11,0%	7,1%	-10,0%	-21,6%	-13,0%
<b>Agriculture</b>				-45%	0,2%	0,0%	-0,7%	-0,1%	0,2%	-0,4%	-1,2%	-2,5%	0,9%
<b>Bond</b>													
<b>BGOV_ITA_BTP</b>	38%	3%	-29%		4,7%	1,8%	0,2%	0,3%	0,3%	0,3%	-0,2%	-1,4%	0,5%
<b>BGOV_GERM_BUND</b>		-8%			0,3%	0,1%	0,0%	-0,7%	0,3%	0,0%	-0,4%	-1,3%	0,6%
<b>BGOV_UK_GILT</b>		-14%	-24%	-20%	-1,9%	-1,2%	0,2%	-1,2%	0,4%	0,6%	-0,9%	-2,7%	1,3%
<b>BGOV_USA_Treasury</b>	-22%	-19%	-32%	-34%	-1,8%	-1,6%	-0,7%	-1,7%	0,5%	-0,1%	-1,8%	-2,0%	0,6%
<b>BGOV_Emerg_Mrkt_Loc</b>		21%			0,8%	2,2%	-0,4%	1,8%	0,8%	-0,6%	0,4%	2,2%	1,3%
<b>BOND_Corp_Europa</b>	26%	8%			3,2%	1,3%	0,2%	0,7%	0,4%	0,1%	0,1%	0,9%	0,4%
<b>BOND_Corp_Usa</b>	-15%	-16%	-15%	-27%	-1,5%	-0,6%	-0,6%	-1,4%	0,7%	-0,5%	-1,8%	-3,2%	1,6%
<b>BOND_Corp_Emerg</b>		11%			2,1%	1,1%	0,0%	0,9%	0,6%	0,3%	-0,4%	1,5%	1,0%
<b>BOND_High_Yeld_GL</b>				-19%	8,8%	6,0%	-1,8%	0,0%	1,7%	-0,8%	-3,0%	6,1%	3,3%

MarketTiming Selection for the week of 7/12/2020	
<b>Stocks</b>	
<b>FTSE_MIB_(ITALY)</b>	Stable and aligned UpTrend Take a Short Position with a Tactical Adjustment on portfolio composition from 17% to -4%.
<b>CAC_40_(FRANCE)</b>	Stable and aligned UpTrend about 13% in weekly progression. Bearish suppot under 5518. Reducing Volatility stance in a range of 1,7% (risk weight). Take a Short Position with a Tactical Adjustment on portfolio composition from 16% to -2%.
<b>DAX_(GERMANY)</b>	Stable and aligned UpTrend Take a Short Position with a Tactical Adjustment on portfolio composition from 6% to 0%.
<b>FTSE_100_(UK)</b>	Stable and aligned UpTrend about 10,8% in weekly progression. Bullish resistance over 6559. Increasing Volatility stance in a range of 4,5% (risk weight). Take a Long Position with a Tactical Adjustment on portfolio composition from 5% to 6%.
<b>Dow_Jones_Ind_Av_(USA)</b>	Stable and aligned UpTrend about 6,5% in weekly progression. Bearish suppot under 29463. Increasing Volatility stance in a range of 2,4% (risk weight). Take a Short Position with a Tactical Adjustment on portfolio composition from 8% to -1%.
<b>Nasdaq_100_(USA)</b>	Stable and aligned UpTrend about 3,4% in weekly progression. Bullish resistance over 12538. Increasing Volatility stance in a range of 3,5% (risk weight). Take a Long Position with a Tactical Adjustment on portfolio composition from 9% to 1%.
<b>Nikkei_225_(JAPAN)</b>	Stable and aligned UpTrend about 9,9% in weekly progression. Bearish suppot under 26405. Reducing Volatility stance in a range of -1,8% (risk weight). Take a Short Position with a Tactical Adjustment on portfolio composition from 13% to 0%.
<b>Hang_Seng_(HONG KONG)</b>	Stable and aligned UpTrend Take a Short Position with a Tactical Adjustment on portfolio composition from 6% to -1%.
<b>Shanghai_Comp_(CHINA)</b>	Stable and aligned UpTrend about 3,9% in weekly progression. Bullish resistance over 3465. Increasing Volatility stance in a range of 2,2% (risk weight). Take a Long Position with a Tactical Adjustment on portfolio composition from 4% to 0%.
<b>BSE_Sensex_(INDIA)</b>	Stable and aligned UpTrend about 7,6% in weekly progression. Bullish resistance over 45148. Increasing Volatility stance in a range of 2,5% (risk weight). Take a Short Position with a Tactical Adjustment on portfolio composition from 13% to 0%.
<b>RTSI_(RUSSIA)</b>	Stable and aligned UpTrend about 15,2% in weekly progression. Bullish resistance over 1358. Increasing Volatility stance in a range of 5,8% (risk weight). Take a Short Position with a Tactical Adjustment on portfolio composition from 13% to 0%.
<b>Ibovespa_(BRAZIL)</b>	Stable UpTrend about 16% in weekly progression. Bearish suppot under 17065. Increasing Volatility stance in a range of 5,6% (risk weight). Take a Long Position with a Tactical Adjustment on portfolio composition from 21% to 2%.
<b>Currency &amp; Comodity</b>	
<b>EUR/USD</b>	Stable and aligned UpTrend about 2% in weekly progression. Bullish resistance over 1. Increasing Volatility stance in a range of 2% (risk weight). Take a Long Position with a Tactical Adjustment on portfolio composition from 8% to 2%.
<b>Gold</b>	Unstable DownTrend about -5,7% in weekly mitigation. Take a Short Position with a Tactical Adjustment on portfolio composition from -9% to -3%.
<b>Crude_Oil_WTI</b>	Stable and aligned UpTrend about 22,8% in weekly progression. Bearish suppot under 43. Increasing Volatility stance in a range of 6% (risk weight). Take a Long Position with a Tactical Adjustment on portfolio composition from 67% to 0%.
<b>Natural_Gas</b>	Unstable DownTrend about -11,3% in weekly progression. Bullish resistance over 2. Increasing Volatility stance in a range of -18,6% (risk weight). Take a Long Position with a Tactical Adjustment on portfolio composition from -30% to 3%.
<b>Agriculture</b>	Unstable DownTrend about -0,1% in weekly progression. Take a Short Position with a Tactical Adjustment on portfolio composition from 3% to -3%.
<b>Bond</b>	
<b>BGOV_ITA_BTP</b>	Stable and aligned UpTrend Take a Long Position with a Tactical Adjustment on portfolio composition from 14% to 12%.
<b>BGOV_GERM_BUND</b>	Unstable DownTrend about -0,6% in weekly progression. Take a Short Position with a Tactical Adjustment on portfolio composition from 1% to -4%.
<b>BGOV_UK_GILT</b>	Stable and aligned DownTrend about -1,1% in weekly progression. Take a Short Position with a Tactical Adjustment on portfolio composition from -6% to -3%.

**MARKET SELECTION ARCHIVE 2020**

All published informations represents an analytical and exemplary study of markets and financial instruments and do not represent advice or solicitation of investments or public savings. Reports, articles and all contents of MarketTiming.eu site are protected by the author's reserved rights. In Trading Capital is at risk!

<b>BGOV_USA_Treasury</b>	Stable and aligned DownTrend about -1,6% in weekly progression. Take a Short Position with a Tactical Adjustment on portfolio composition from 0% to -20%.
<b>BGOV_Emerg_Mrkt_Loc</b>	Unstable UpTrend about 1,8% in weekly progression. Take a Short Position with a Tactical Adjustment on portfolio composition from 20% to -9%.
<b>BOND_Corp_Europa</b>	Stable and aligned UpTrend about 0,6% in weekly progression. Take a Long Position with a Tactical Adjustment on portfolio composition from 9% to 11%.
<b>BOND_Corp_Usa</b>	Stable DownTrend about -1,3% in weekly progression. Take a Short Position with a Tactical Adjustment on portfolio composition from 0% to -15%.
<b>BOND_Corp_Emerg</b>	Stable and aligned UpTrend Take a Short Position with a Tactical Adjustment on portfolio composition from 16% to -10%.
<b>BOND_High_Yeld_GL</b>	Take a Short Position with a Tactical Adjustment on portfolio composition from 46% to -46%.

© MarketTiming Research (ALL RIGHTS REDERVED)

MarketTiming Selection for the week of 30/11/2020

This Report is a representative study of markets stance and does not constitute an investment advisory service.

MARKET	SELECTION				TREND STABILITY			PRIMARY TREND			VOLATILITY STANCE	
	Stability	Trend	Dynamic	Timing Power	LONG TERM	MEDIUM TERM	SHORT TERM	13/nov	20/nov	27/nov	13/nov	
Stocks												
FTSE_MIB_(ITALY)	13%	23%			15,7%	11,6%	5,6%	24,6%	6,2%	3,8%	3,0%	5,2%
CAC_40_(FRANCE)	12%	20%			14,7%	11,0%	4,3%	21,9%	8,5%	2,2%	1,9%	8,1%
DAX_(GERMANY)	6%		-15%		10,6%	3,4%	2,5%	15,4%	4,8%	0,5%	1,5%	4,7%
FTSE_100_(UK)	6%				5,9%	5,9%	2,5%	14,2%	6,9%	0,6%	0,3%	7,7%
Dow_Jones_Ind_Av_(USA)	9%				13,8%	6,0%	2,2%	12,9%	4,0%	-0,7%	2,2%	-3,4%
Nasdaq_100_(USA)	10%		-14%	32%	18,3%	4,9%	1,6%	10,9%	-1,3%	-0,2%	3,0%	-6,3%
Nikkei_225_(JAPAN)	13%	15%		47%	18,4%	10,5%	3,5%	16,0%	4,4%	0,6%	4,4%	4,1%
Hang_Seng_(HONG KONG)	7%		-14%		8,2%	7,1%	2,2%	11,6%	1,7%	1,1%	1,7%	-2,1%
Shanghai_Comp_(CHINA)	5%		10%	10%	8,9%	2,2%	1,4%	5,7%	-0,1%	2,0%	0,9%	-2,9%
BSE_Sensex_(INDIA)	14%		-10%	-11%	21,8%	10,9%	2,7%	11,4%	3,7%	1,0%	0,6%	3,3%
RTSI_(RUSSIA)	7%	21%	-12%		8,2%	5,9%	4,9%	22,1%	4,2%	2,8%	3,1%	5,4%

**MARKET SELECTION ARCHIVE 2020**

All published informations represents an analytical and exemplary study of markets and financial instruments and do not represent advice or solicitation of investments or public savings. Reports, articles and all contents of MarkeTiming.eu site are protected by the author's reserved rights. In Trading Capital is at risk!

Ibovespa_(BRAZIL)	21%	25%			-3.0%	8.8%	5.9%			22.8%	2.9%	6.6%	2.3%		21.9%	10.3%
<b>Currency &amp; Comodity</b>																
EUR/USD	12%	5%	-39%	25%	4.2%	0.8%	0.5%			2.7%	-0.3%	0.3%	0.9%		3.0%	-1.5%
Gold					0.9%	-5.2%	-2.6%			-5.1%	-3.4%	-0.9%	-4.6%		-10.3%	-6.2%
Crude_Oil_WTI	83%	53%		19%	23.1%	9.0%	7.4%			27.3%	7.2%	5.7%	7.3%		30.1%	14.1%
Natural_Gas					35.3%	12.2%	-0.4%			-16.0%	3.2%	-11.0%	7.1%		-28.9%	8.4%
Agriculture	6%	2%	25%	-21%	1.3%	1.1%	0.3%			0.8%	1.3%	0.2%	-0.4%		2.0%	1.4%
<b>Bond</b>																
BGOV_ITA_BTP	15%				4.9%	2.1%	0.4%			1.2%	-0.1%	0.3%	0.3%		1.4%	-1.3%
BGOV_GERM_BUND	2%		9%		0.6%	0.3%	0.0%			-0.4%	-0.6%	0.3%	0.0%		-1.6%	-1.3%
BGOV_UK_GILT	-6%			24%	-1.8%	-1.3%	-0.1%			-0.5%	-1.2%	0.4%	0.6%		-3.8%	-2.7%
BGOV_USA_Treasury			-10%		-0.6%	-0.6%	0.2%			0.4%	-0.3%	0.5%	-0.1%		1.5%	0.8%
BGOV_Emerg_Mrkt_Loc	10%	31%	-16%	-35%	1.3%	3.1%	0.9%			3.2%	1.2%	0.8%	-0.6%		4.7%	2.2%
BOND_Corp_Europa	10%		-12%		3.2%	1.4%	0.3%			1.1%	0.0%	0.4%	0.1%		1.2%	-0.7%
BOND_Corp_Usa			30%	-16%	-0.4%	0.5%	0.4%			0.1%	0.2%	0.7%	-0.5%		2.4%	1.1%
BOND_Corp_Emerg	7%	25%			1.9%	1.3%	0.5%			2.6%	0.4%	0.6%	0.3%		3.4%	1.5%
BOND_High_Yeld_GL	49%	45%	-23%	-25%	12.4%	10.5%	1.7%			4.6%	2.3%	1.7%	-0.8%		6.9%	4.4%

© MarkeTiming Research (ALL RIGHTS RESERVED)

MarketTiming Selection for the week of 30/11/2020	
<b>Stocks</b>	
FTSE_MIB_(ITALY)	
CAC_40_(FRANCE)	Stable and aligned UpTrendabout 21,8% in weekly progression.Bearish suppot under 5492.Reducing Volatility stance in a range of 2,1% (risk weight). Take a Long Position with a Tactical Adjustment on portfolio composition from 14% to 1%.
DAX_(GERMANY)	Stable and aligned UpTrendabout 15,3% in weekly progression.Bearish suppot under 13126.Reducing Volatility stance in a range of 1,7% (risk weight). Take a Long Position with a Tactical Adjustment on portfolio composition from 6% to 0%.
FTSE_100_(UK)	Stable UpTrendabout 14,1% in weekly progression.Bearish suppot under 6302.Reducing Volatility stance in a range of 2,5% (risk weight). Take a Short Position with a Tactical Adjustment on portfolio composition from 9% to -6%.
Dow_Jones_Ind_Av_(USA)	Stable and aligned UpTrendabout 12,8% in weekly progression.Bearish suppot under 29332.Reducing Volatility stance in a range of 2,4% (risk weight). Take a Short Position with a Tactical Adjustment on portfolio composition from 9% to 0%.

## MARKET SELECTION ARCHIVE 2020

All published informations represents an analytical and exemplary study of markets and financial instruments and do not represent advice or solicitation of investments or public savings. Reports, articles and all contents of MarketTiming.eu site are protected by the author's reserved rights. In Trading Capital is at risk!

<b>Nasdaq_100_(USA)</b>	Stable and aligned UpTrendabout 10,9% in weekly progression.Bullish resistance over 12306.Increasing Volatility stance in a range of 4% (risk weight). Take a Short Position with a Tactical Adjustment on portfolio composition from 9% to 0%.
<b>Nikkei_225_(JAPAN)</b>	Stable and aligned UpTrendabout 15,9% in weekly progression.Bullish resistance over 26706.Increasing Volatility stance in a range of 4,8% (risk weight). Take a Long Position with a Tactical Adjustment on portfolio composition from 12% to 1%.
<b>Hang_Seng_(HONG KONG)</b>	Stable and aligned UpTrendabout 11,5% in weekly progression.Bearish support under 26369.Reducing Volatility stance in a range of 2,5% (risk weight). Take a Long Position with a Tactical Adjustment on portfolio composition from 6% to 0%.
<b>Shanghai_Comp_(CHINA)</b>	Stable and aligned UpTrendabout 5,6% in weekly progression.Bearish support under 3344.Increasing Volatility stance in a range of 2,5% (risk weight). Take a Long Position with a Tactical Adjustment on portfolio composition from 4% to 0%.
<b>BSE_Sensex_(INDIA)</b>	Stable and aligned UpTrendabout 11,4% in weekly progression.Bearish support under 43582.Reducing Volatility stance in a range of -2,7% (risk weight). Take a Short Position with a Tactical Adjustment on portfolio composition from 13% to -6%.
<b>RTSI_(RUSSIA)</b>	Stable and aligned UpTrendabout 22,1% in weekly progression.Bearish support under 1255.Reducing Volatility stance in a range of 4,6% (risk weight). Take a Long Position with a Tactical Adjustment on portfolio composition from 9% to 4%.
<b>Ibovespa_(BRAZIL)</b>	Unstable UpTrendabout 22,8% in weekly progression.Bearish support under 16570.Reducing Volatility stance in a range of 5,2% (risk weight). Take a Long Position with a Tactical Adjustment on portfolio composition from 14% to 6%.
<b>Currency &amp; Comodity</b>	
<b>EUR/USD</b>	Stable and aligned UpTrendabout 2,7% in weekly progression.Bullish resistance over 1.Increasing Volatility stance in a range of 1,3% (risk weight). Take a Short Position with a Tactical Adjustment on portfolio composition from 17% to 0%.
<b>Gold</b>	Unstable DownTrendabout -5% in weekly progression.Bullish resistance over 1875.Increasing Volatility stance in a range of -5,6% (risk weight). Take a Short Position with a Tactical Adjustment on portfolio composition from -8% to 0%.
<b>Crude_Oil_WTI</b>	Stable and aligned UpTrendabout 27,2% in weekly progression.Bullish resistance over 46.Increasing Volatility stance in a range of 8,7% (risk weight). Take a Long Position with a Tactical Adjustment on portfolio composition from 53% to 13%.
<b>Natural_Gas</b>	Unstable DownTrendabout -15,9% in weekly mitigation. Take a Long Position with a Tactical Adjustment on portfolio composition from -49% to 18%.
<b>Agriculture</b>	Stable and aligned UpTrend Take a Short Position with a Tactical Adjustment on portfolio composition from 8% to -4%.
<b>Bond</b>	
<b>BGOV_ITA_BTP</b>	Stable and aligned UpTrendabout 1,1% in weekly progression. Take a Long Position with a Tactical Adjustment on portfolio composition from 14% to 0%.
<b>BGOV_GERM_BUND</b>	Unstable DownTrendabout -0,3% in weekly mitigation. Take a Long Position with a Tactical Adjustment on portfolio composition from 0% to 1%.
<b>BGOV_UK_GILT</b>	Stable and aligned DownTrendabout -0,4% in weekly mitigation. Take a Long Position with a Tactical Adjustment on portfolio composition from -9% to 3%.
<b>BGOV_USA_Treasury</b>	Unstable UpTrend
<b>BGOV_Emerg_Mrkt_Loc</b>	Stable UpTrend Take a Short Position with a Tactical Adjustment on portfolio composition from 21% to 0%.
<b>BOND_Corp_Europa</b>	Stable and aligned UpTrendabout 1,1% in weekly progression. Take a Long Position with a Tactical Adjustment on portfolio composition from 9% to 0%.
<b>BOND_Corp_Usa</b>	Unstable UpTrend Take a Short Position with a Tactical Adjustment on portfolio composition from 17% to -17%.
<b>BOND_Corp_Emerg</b>	Stable and aligned UpTrendabout 2,5% in weekly progression. Take a Long Position with a Tactical Adjustment on portfolio composition from 12% to 3%.
<b>BOND_High_Yeld_GL</b>	Stable and aligned UpTrend Take a Long Position with a Tactical Adjustment on portfolio composition from 40% to 5%.



**MARKET SELECTION ARCHIVE 2020**

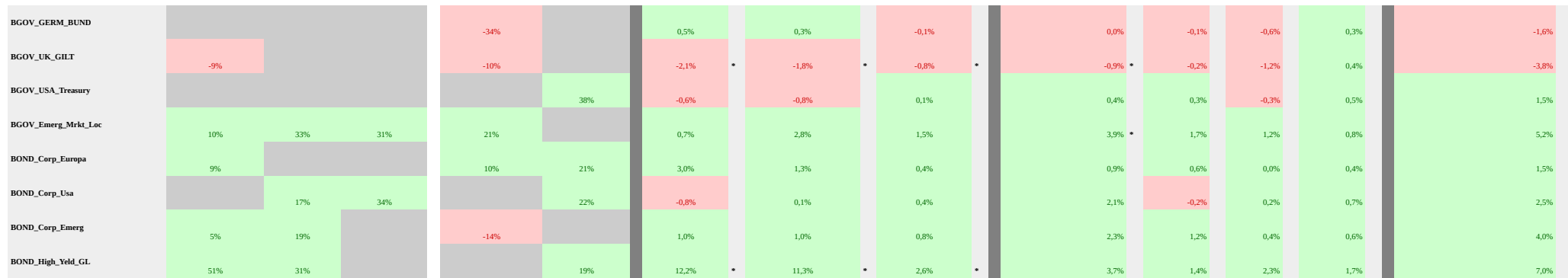
All published informations represents an analytical and exemplary study of markets and financial instruments and do not represent advice or solicitation of investments or public savings. Reports, articles and all contents of MarkeTiming.eu site are protected by the author's reserved rights. In Trading Capital is at risk!

*This Report is a representative study of markets stance and does not constitute an investment advisory service.*

MARKET	SELECTION			weekly outlook		TREND STABILITY			PRIMARY TREND			VOLATILITY STANCE	
	Stability	Trend	Return Risk	Dynamic	Timing Power	LONG TERM	MEDIUM TERM	SHORT TERM	06/nov	13/nov	20/nov		
Stocks													
FTSE_MIB_(ITALY)	11%	19%	19%	23%		12,0%	8,9%	7,4%	12,6%	9,7%	6,2%	3,8%	20,6%
CAC_40_(FRANCE)	12%	18%	19%	21%		12,7%	10,0%	7,3%	11,9%	8,0%	8,5%	2,2%	19,7%
DAX_(GERMANY)	6%			-12%		9,3%	2,4%	4,4%	3,9%	8,0%	4,8%	0,5%	14,6%
FTSE_100_(UK)	7%	12%				5,4%	6,0%	5,4%	8,4%	6,0%	6,9%	0,6%	15,4%
Dow_Jones_Ind_Av_(USA)	9%					13,3%	6,1%	4,1%	3,3%	6,9%	4,0%	-0,7%	13,3%
Nasdaq_100_(USA)	10%			11%		17,9%	4,6%	2,2%	1,8%	9,4%	-1,3%	-0,2%	11,1%
Nikkei_225_(JAPAN)	13%	13%	21%			17,2%	9,8%	5,0%	8,6%	5,9%	4,4%	0,6%	12,6%
Hang_Seng_(HONG KONG)	7%		19%			7,0%	6,4%	3,2%	6,2%	6,7%	1,7%	1,1%	10,1%
Shanghai_Comp_(CHINA)	4%				47%	7,9%	1,1%	1,2%	3,0%	2,7%	-0,1%	2,0%	5,3%
BSE_Sensex_(INDIA)	15%	12%	21%		6%	21,3%	11,2%	4,5%	7,9%	5,8%	3,7%	1,0%	11,8%
RTSI_(RUSSIA)	6%	13%				5,4%	3,9%	6,8%	8,5%	10,5%	4,2%	2,8%	20,4%
Ibovespa_(BRAZIL)		15%		33%	48%	-6,7%	5,7%	6,5%	9,9%	9,4%	2,9%	6,6%	20,3%
Currency & Comodity													
EUR/USD	18%					4,2%	0,7%	0,6%	0,0%	1,9%	-0,3%	0,3%	2,7%
Gold		-9%		-27%		4,1%	-2,6%	-0,8%	-1,8%	3,9%	-3,4%	-0,9%	-6,2%
Crude_Oil_WTI	74%	33%		21%	34%	15,0%	2,8%	5,4%	6,8%	4,7%	7,2%	5,7%	23,3%
Natural_Gas		-49%		-52%	-34%	28,3%	7,9%	-9,9%	-10,1%	-14,7%	3,2%	-11,0%	-28,3%
Agriculture	8%	8%	100%		32%	1,1%	1,0%	0,4%	1,7%	-0,3%	1,3%	0,2%	2,3%
Bond													
BGOV_ITA_BTP	15%		35%	-11%		4,8%	2,2%	0,5%	1,3%	0,7%	-0,1%	0,3%	1,5%

**MARKET SELECTION ARCHIVE 2020**

All published informations represents an analytical and exemplary study of markets and financial instruments and do not represent advice or solicitation of investments or public savings. Reports, articles and all contents of MarketTiming.eu site are protected by the author's reserved rights. In Trading Capital is at risk!



© MarketTiming Research (ALL RIGHTS REDERVED)

MarketTiming Selection for the week of 23/11/2020

Stucks

FTSE_MIB_(ITALY)	Stable and aligned UpTrend about 12,5% in weekly progression. Bullish resistance over 21770. Reducing Volatility stance in a range of 3,5% (risk weight). Take a Long Position with a Tactical Adjustment on portfolio composition from 11% to 16%.
CAC_40_(FRANCE)	Stable and aligned UpTrend about 11,9% in weekly progression. Bearish support under 5402. Reducing Volatility stance in a range of 2,2% (risk weight). Take a Long Position with a Tactical Adjustment on portfolio composition from 13% to 16%.
DAX_(GERMANY)	Stable UpTrend about 3,8% in weekly progression. Bearish support under 13034. Reducing Volatility stance in a range of -1,8% (risk weight). Take a Long Position with a Tactical Adjustment on portfolio composition from 7% to 6%.
FTSE_100_(UK)	Stable UpTrend about 8,3% in weekly progression. Bearish support under 6308. Reducing Volatility stance in a range of 2,4% (risk weight). Take a Long Position with a Tactical Adjustment on portfolio composition from 9% to 9%.
Dow_Jones_Ind_Av_(USA)	Stable and aligned UpTrend Take a Long Position with a Tactical Adjustment on portfolio composition from 10% to 9%.
Nasdaq_100_(USA)	Stable and aligned UpTrend Take a Long Position with a Tactical Adjustment on portfolio composition from 10% to 9%.
Nikkei_225_(JAPAN)	Stable and aligned UpTrend about 8,5% in weekly progression. Bearish support under 25425. Reducing Volatility stance in a range of -2,4% (risk weight). Take a Long Position with a Tactical Adjustment on portfolio composition from 20% to 15%.
Hang_Seng_(HONG KONG)	Stable and aligned UpTrend about 6,1% in weekly progression. Bearish support under 26191. Reducing Volatility stance in a range of 1,6% (risk weight). Take a Long Position with a Tactical Adjustment on portfolio composition from 17% to 12%.
Shanghai_Comp_(CHINA)	Stable UpTrend about 3% in weekly progression. Bullish resistance over 3380. Increasing Volatility stance in a range of 1,9% (risk weight). Take a Long Position with a Tactical Adjustment on portfolio composition from 4% to 4%.
BSE_Sensex_(INDIA)	Stable and aligned UpTrend about 7,8% in weekly progression. Bearish support under 43453. Reducing Volatility stance in a range of 1,7% (risk weight). Take a Long Position with a Tactical Adjustment on portfolio composition from 21% to 15%.
RTSI_(RUSSIA)	Stable UpTrend about 8,4% in weekly progression. Bullish resistance over 1282. Reducing Volatility stance in a range of 3% (risk weight). Take a Long Position with a Tactical Adjustment on portfolio composition from 9% to 9%.
Ibovespa_(BRAZIL)	Unstable UpTrend about 9,8% in weekly progression. Bullish resistance over 17099. Increasing Volatility stance in a range of 7,7% (risk weight). Take a Long Position with a Tactical Adjustment on portfolio composition from 0% to 14%.

Currency & Comodity

EUR/USD	Unstable DownTrend about 0% in weekly mitigation. Take a Long Position with a Tactical Adjustment on portfolio composition from 24% to 17%.
---------	---

**MARKET SELECTION ARCHIVE 2020**

All published informations represents an analytical and exemplary study of markets and financial instruments and do not represent advice or solicitation of investments or public savings. Reports, articles and all contents of MarketTiming.eu site are protected by the author's reserved rights. In Trading Capital is at risk!

<b>Gold</b>	Unstable DownTrend about -1,8% in weekly progression. Bullish resistance over 1897. Increasing Volatility stance in a range of -2,5% (risk weight). Take a Short Position with a Tactical Adjustment on portfolio composition from -6% to -8%.
<b>Crude_Oil_WTI</b>	Stable UpTrend about 6,8% in weekly progression. Bullish resistance over 42. Increasing Volatility stance in a range of 5,9% (risk weight). Take a Long Position with a Tactical Adjustment on portfolio composition from 29% to 53%.
<b>Natural_Gas</b>	Unstable DownTrend about -10,1% in weekly progression. Take a Short Position with a Tactical Adjustment on portfolio composition from 64% to -49%.
<b>Agriculture</b>	Stable and aligned UpTrend about 1,7% in weekly progression. Take a Long Position with a Tactical Adjustment on portfolio composition from 5% to 38%.
<b>Bond</b>	
<b>BGOV_ITA_BTP</b>	Stable and aligned UpTrend about 1,2% in weekly progression. Take a Long Position with a Tactical Adjustment on portfolio composition from 13% to 24%.
<b>BGOV_GERM_BUND</b>	Unstable DownTrend about 0% in weekly mitigation.
<b>BGOV_UK_GILT</b>	Stable and aligned DownTrend about -0,8% in weekly mitigation. Take a Short Position with a Tactical Adjustment on portfolio composition from -20% to -9%.
<b>BGOV_USA_Treasury</b>	Unstable UpTrend about 0,3% in weekly progression.
<b>BGOV_Emerg_Mrkt_Loc</b>	Stable UpTrend about 3,9% in weekly progression. Take a Long Position with a Tactical Adjustment on portfolio composition from 17% to 24%.
<b>BOND_Corp_Europa</b>	Stable and aligned UpTrend about 0,9% in weekly progression. Take a Long Position with a Tactical Adjustment on portfolio composition from 6% to 9%.
<b>BOND_Corp_Usa</b>	Unstable UpTrend about 2% in weekly progression. Take a Long Position with a Tactical Adjustment on portfolio composition from -3% to 25%.
<b>BOND_Corp_Emerg</b>	Stable and aligned UpTrend about 2,2% in weekly progression. Take a Long Position with a Tactical Adjustment on portfolio composition from 7% to 12%.
<b>BOND_High_Yeld_GL</b>	Stable and aligned UpTrend about 3,6% in weekly progression. Take a Long Position with a Tactical Adjustment on portfolio composition from 29% to 40%.

© MarketTiming Research (ALL RIGHTS REDERVED)

MarketTiming Selection for the week of 16/11/2020

This Report is a representative study of markets stance and does not constitute an investment advisory service.

MARKET	SELECTION			weekly outlook		TREND STABILITY			PRIMARY TREND			trend evolution		VOLATILITY STANCE	
	Stability	Trend	Return Risk	Dynamic	Timing Power	LONG TERM	MEDIUM TERM	SHORT TERM	30/ott	06/nov	13/nov	30/nov	17/dic		
Stocks															
FTSE_MIB_(ITALY)	9%	14%		17%		7,9%	5,8%	7,0%	7,8%	-7,0%	9,7%	6,2%	17,5%		
CAC_40_(FRANCE)	12%	16%		34%	39%	9,9%	8,1%	8,1%	9,0%	-6,4%	8,0%	8,5%	19,0%		
DAX_(GERMANY)	7%			20%	12%	8,9%	2,2%	5,0%	1,3%	-8,6%	8,0%	4,8%	14,7%		

**MARKET SELECTION ARCHIVE 2020**

All published informations represents an analytical and exemplary study of markets and financial instruments and do not represent advice or solicitation of investments or public savings. Reports, articles and all contents of MarkeTiming.eu site are protected by the author's reserved rights. In Trading Capital is at risk!

FTSE_100_(UK)	6%	12%	30%	42%	3,2%	4,4%	6,1%	6,7%	-4,8%	6,0%	6,9%	14,7%
Dow_Jones_Ind_Av_(USA)	10%				12,4%	5,9%	4,5%	3,0%	-6,5%	6,9%	4,0%	13,4%
Nasdaq_100_(USA)	11%				17,8%	4,5%	2,1%	0,7%	-5,5%	9,4%	-1,3%	11,2%
Nikkei_225_(JAPAN)	13%	15%	33%		14,9%	8,2%	5,0%	8,4%	-2,3%	5,9%	4,4%	11,0%
Hang_Seng_(HONG KONG)	7%	13%	32%		6,0%	5,8%	4,1%	7,3%	-3,3%	6,7%	1,7%	9,7%
Shanghai_Comp_(CHINA)	5%				8,2%	1,1%	1,4%	-0,8%	-1,6%	2,7%	-0,1%	-5,4%
BSE_Sensex_(INDIA)	16%	15%	35%		19,5%	10,5%	4,8%	8,7%	-2,6%	5,8%	3,7%	10,8%
RTSI_(RUSSIA)	4%	15%		7%	1,9%	1,2%	6,5%	8,4%	-8,4%	10,5%	4,2%	18,5%
Ibovespa_(BRAZIL)					-10,2%	2,9%	6,3%	5,4%	-8,5%	9,4%	2,9%	17,9%
<b>Currency &amp; Comodity</b>												
EUR/USD	21%	7%	46%									
Gold		-6%		-10%	4,0%	0,5%	0,3%	1,0%	-1,8%	1,9%	-0,3%	2,7%
Crude_Oil_WTI					4,8%	-2,1%	-0,9%	-0,9%	-1,4%	3,9%	-3,4%	-6,1%
Natural_Gas	70%	-11%			11,7%	0,6%	3,8%	-1,5%	-10,0%	4,7%	7,2%	-23,5%
Agriculture					42,1%	20,9%	-3,5%	10,4%	14,6%	-14,7%	3,2%	24,0%
	10%	2%		14%	0,9%	0,8%	0,6%	0,3%	0,5%	-0,3%	1,3%	2,2%
<b>Bond</b>												
BGOV_ITA_BTP	13%				4,4%	1,9%	0,3%	0,0%	0,4%	0,7%	-0,1%	1,7%
BGOV_GERM_BUND		-6%	-16%		0,2%	0,0%	-0,6%	-0,7%	0,4%	-0,1%	-0,6%	-1,6%
BGOV_UK_GILT	-12%	-24%	-26%		-2,2%	-2,2%	-1,4%	-2,7%	0,1%	-0,2%	-1,2%	-4,1%
BGOV_USA_Treasury	-6%	-7%	-20%		-1,0%	-1,4%	-0,5%	-0,8%	-0,1%	0,3%	-0,3%	-1,5%
BGOV_Emerg_Mrkt_Loc	10%	22%	19%		0,2%	2,6%	2,3%	2,5%	0,2%	1,7%	1,2%	5,2%
BOND_Corp_Europa	9%	4%			-11%	1,2%	0,4%	0,4%	-0,1%	0,6%	0,0%	1,5%
BOND_Corp_Usa		-4%			-1,7%	-0,9%	0,0%	-0,4%	1,4%	-0,2%	0,2%	-3,1%
BOND_Corp_Emerg	6%	8%			0,6%	1,1%	1,4%	0,9%	0,0%	1,2%	0,4%	4,0%
BOND_High_Yeld_GL	44%	25%	19%		30%	9,9%	10,1%	1,5%	2,9%	-1,7%	1,4%	2,3%

**MARKET SELECTION ARCHIVE 2020**

All published informations represents an analytical and exemplary study of markets and financial instruments and do not represent advice or solicitation of investments or public savings. Reports, articles and all contents of MarketTiming.eu site are protected by the author's reserved rights. In Trading Capital is at risk!

MarketTiming Selection for the week of 16/11/2020	
Stocks	
<b>FTSE_MIB_(ITALY)</b>	Stable UpTrend about 7,8% in weekly progression. Bullish resistance over 21049. Increasing Volatility stance in a range of 5,1% (risk weight). Take a Long Position with a Tactical Adjustment on portfolio composition from -4% to 11%.
<b>CAC_40_(FRANCE)</b>	Stable and aligned UpTrend about 9% in weekly progression. Bullish resistance over 5462. Increasing Volatility stance in a range of 8,1% (risk weight). Take a Long Position with a Tactical Adjustment on portfolio composition from -3% to 13%.
<b>DAX_(GERMANY)</b>	Stable UpTrend about 1,2% in weekly progression. Take a Long Position with a Tactical Adjustment on portfolio composition from -16% to 7%.
<b>FTSE_100_(UK)</b>	Stable UpTrend about 6,7% in weekly progression. Take a Long Position with a Tactical Adjustment on portfolio composition from -7% to 9%.
<b>Dow_Jones_Ind_Av_(USA)</b>	Stable and aligned UpTrend about 2,9% in weekly progression. Take a Long Position with a Tactical Adjustment on portfolio composition from 0% to 10%.
<b>Nasdaq_100_(USA)</b>	Stable and aligned UpTrend Take a Long Position with a Tactical Adjustment on portfolio composition from 11% to 10%.
<b>Nikkei_225_(JAPAN)</b>	Stable and aligned UpTrend about 8,4% in weekly progression. Bullish resistance over 25587. Increasing Volatility stance in a range of 4,1% (risk weight). Take a Long Position with a Tactical Adjustment on portfolio composition from 11% to 20%.
<b>Hang_Seng_(HONG KONG)</b>	Stable and aligned UpTrend about 7,2% in weekly progression. Bearish support under 25909. Reducing Volatility stance in a range of -2,1% (risk weight). Take a Long Position with a Tactical Adjustment on portfolio composition from 43% to 17%.
<b>Shanghai_Comp_(CHINA)</b>	Unstable DownTrend about -0,7% in weekly progression. Bearish support under 3291. Increasing Volatility stance in a range of -2,8% (risk weight). Take a Long Position with a Tactical Adjustment on portfolio composition from 0% to 4%.
<b>BSE_Sensex_(INDIA)</b>	Stable and aligned UpTrend about 8,6% in weekly progression. Bullish resistance over 43708. Increasing Volatility stance in a range of 3,3% (risk weight). Take a Long Position with a Tactical Adjustment on portfolio composition from 15% to 21%.
<b>RTSI_(RUSSIA)</b>	Stable UpTrend about 8,3% in weekly progression. Bullish resistance over 1254. Increasing Volatility stance in a range of 5,3% (risk weight). Take a Long Position with a Tactical Adjustment on portfolio composition from -18% to 9%.
<b>Ibovespa_(BRAZIL)</b>	Unstable UpTrend about 5,4% in weekly progression. Bullish resistance over 16667. Increasing Volatility stance in a range of 10,3% (risk weight).
Currency & Comodity	
<b>EURUSD</b>	Stable and aligned UpTrend Take a Long Position with a Tactical Adjustment on portfolio composition from 9% to 24%.
<b>Gold</b>	Unstable DownTrend about -0,8% in weekly progression. Take a Short Position with a Tactical Adjustment on portfolio composition from 11% to -6%.
<b>Crude_Oil_WTI</b>	Unstable DownTrend about -1,4% in weekly mitigation. Take a Long Position with a Tactical Adjustment on portfolio composition from -46% to 29%.
<b>Natural_Gas</b>	Stable and aligned UpTrend about 10,3% in weekly progression. Bullish resistance over 3. Increasing Volatility stance in a range of 8,3% (risk weight). Take a Long Position with a Tactical Adjustment on portfolio composition from 50% to 64%.
<b>Agriculture</b>	Stable and aligned UpTrend about 0,2% in weekly progression. Take a Long Position with a Tactical Adjustment on portfolio composition from -4% to 5%.
Bond	
<b>BGOV_ITA_BTP</b>	Unstable DownTrend about 0% in weekly progression. Take a Long Position with a Tactical Adjustment on portfolio composition from 18% to 13%.
<b>BGOV_GERM_BUND</b>	Unstable DownTrend about -0,6% in weekly progression. Take a Short Position with a Tactical Adjustment on portfolio composition from 28% to -11%.
<b>BGOV_UK_GILT</b>	Stable and aligned DownTrend about -2,6% in weekly progression. Take a Short Position with a Tactical Adjustment on portfolio composition from -2% to -20%.
<b>BGOV_USA_Treasury</b>	Stable DownTrend about -0,7% in weekly progression. Take a Short Position with a Tactical Adjustment on portfolio composition from -3% to -10%.

**MARKET SELECTION ARCHIVE 2020**

All published informations represents an analytical and exemplary study of markets and financial instruments and do not represent advice or solicitation of investments or public savings. Reports, articles and all contents of MarketTiming.eu site are protected by the author's reserved rights. In Trading Capital is at risk!

<b>BGOV_Emerg_Mrkt_Loc</b>	Stable UpTrend about 2,4% in weekly progression. Take a Long Position with a Tactical Adjustment on portfolio composition from 26% to 17%.
<b>BOND_Corp_Europa</b>	Stable and aligned UpTrend about 0,4% in weekly progression. Take a Long Position with a Tactical Adjustment on portfolio composition from 30% to 6%.
<b>BOND_Corp_Usa</b>	Stable and aligned DownTrend about -0,4% in weekly mitigation. Take a Short Position with a Tactical Adjustment on portfolio composition from 0% to -3%.
<b>BOND_Corp_Emerg</b>	Stable UpTrend about 0,9% in weekly progression. Take a Long Position with a Tactical Adjustment on portfolio composition from 18% to 7%.
<b>BOND_High_Yeld_GL</b>	Stable UpTrend about 2,8% in weekly progression. Take a Long Position with a Tactical Adjustment on portfolio composition from 47% to 29%.

© MarketTiming Research (ALL RIGHTS REDERVED)

MarketTiming Selection for the week of 9/11/2020

This Report is a representative study of markets stance and does not constitute an investment advisory service.

MARKET	SELECTION			weekly outlook		TREND STABILITY			PRIMARY TREND			VOLATILITY STANCE	
	Stability	Trend	Return Risk	Dynamic	Timing Power	LONG TERM	MEDIUM TERM	SHORT TERM	23/ott	30/ott	06/nov		
Stocks													
FTSE_MIB_(ITALY)	-4%			16%	12%	-1,5%	-2,7%	-0,1%	0,4%	-0,5%	-7,0%	9,7%	-11,4%
CAC_40_(FRANCE)	-3%			24%	10%	-1,0%	-1,9%	0,0%	0,3%	-0,5%	-6,4%	8,0%	-10,0%
DAX_(GERMANY)		-1,7%		22%		1,1%	-4,9%	-2,1%	-4,4%	-2,0%	-8,6%	8,0%	-13,4%
FTSE_100_(UK)	-9%	-7%		13%	10%	-5,0%	-3,3%	-0,3%	-1,8%	-1,0%	-4,8%	6,0%	-8,3%
Dow_Jones_Ind_Av_(USA)				24%		6,1%	0,6%	-0,7%	-0,9%	-0,9%	-6,5%	6,9%	-9,6%
Nasdaq_100_(USA)		12%			11%	16,0%	2,9%	-0,4%	3,1%	-1,3%	-5,5%	9,4%	-10,4%
Nikkei_225_(JAPAN)	11%	11%			15%	8,2%	2,3%	0,4%	3,0%	0,5%	-2,3%	5,9%	6,1%
Hang_Seng_(HONG KONG)	4%	25%	100%		12%	1,3%	1,2%	1,3%	6,6%	2,2%	-3,3%	6,7%	7,1%
Shanghai_Comp_(CHINA)						6,4%	-1,1%	-0,7%	1,2%	-1,7%	-1,6%	2,7%	-4,9%
BSE_Sensex_(INDIA)	19%	13%			9%	12,8%	5,1%	0,5%	3,4%	1,8%	-2,6%	5,8%	6,7%
RTSI_(RUSSIA)	-19%				13%	-8,2%	-8,3%	-1,6%	1,2%	2,8%	-8,4%	10,5%	12,2%
Ibovespa_(BRAZIL)	-31%	15%			9%	-20,3%	-7,6%	-2,8%	3,8%	2,3%	-8,5%	9,4%	10,2%

**MARKET SELECTION ARCHIVE 2020**

All published informations represents an analytical and exemplary study of markets and financial instruments and do not represent advice or solicitation of investments or public savings. Reports, articles and all contents of MarkeTiming.eu site are protected by the author's reserved rights. In Trading Capital is at risk!

Currency & Comodity														
EUR/USD		3%	16%	47%	54%	3,5%	0,0%	-0,3%	0,4%	1,3%	-1,8%	-0,3%	1,9%	2,4%
Gold		7%	17%		46%	7,2%	-0,2%	0,4%	0,9%	0,1%	-1,4%		3,9%	5,3%
Crude_Oil_WTI		-56%	-37%	53%		2,7%	-6,8%	-3,8%	-7,6%	-2,6%	-10,0%		4,7%	-20,6%
Natural_Gas	99%	35%	19%			50,3%	29,5%	2,4%	4,8%	9,4%	14,6%		-14,7%	25,4%
Agriculture	1%		-11%			0,5%	0,3%	0,2%	-0,2%	-1,3%	0,5%		-0,3%	-2,0%
Bond														
BGOV_ITA_BTP	22%	14%		-8%		4,5%	2,3%	0,3%	0,8%	-1,0%	0,4%		0,7%	1,6%
BGOV_GERM_BUND	7%		50%	-21%		1,2%	1,0%	0,2%	0,7%	-0,3%	0,4%		-0,1%	1,0%
BGOV_UK_GILT	-2%				-18%	-0,3%	-0,4%	-0,1%	-0,1%	-1,4%	0,1%		-0,2%	-2,4%
BGOV_USA_Treasury	-4%				-17%	-0,3%	-0,9%	-0,1%	-0,2%	-0,6%	-0,1%		0,3%	-1,2%
BGOV_Emerg_Mrkt_Loc		27%		20%	30%	-2,6%	0,0%	0,6%	1,5%	-0,6%	0,2%		1,7%	2,8%
BOND_Corp_Europa	11%		50%	14%		2,5%	1,0%	0,2%	0,7%	-0,1%	-0,1%		0,6%	1,1%
BOND_Corp_Usa					-20%	-1,2%	-0,6%	0,5%	0,7%	-1,8%	1,4%		-0,2%	3,0%
BOND_Corp_Emerg		18%				-1,1%	-0,1%	0,6%	1,0%	-0,7%	0,0%		1,2%	3,2%
BOND_High_Yeld_GL	53%	41%		37%	-15%	7,8%	8,7%	0,5%	2,3%	0,9%	-1,7%		1,4%	5,1%
© MarkeTiming Research (ALL RIGHTS REDERVED)														

MarkeTiming Selection for the week of 9/11/2020	
Stocks	
FTSE_MIB_(ITALY)	Unstable UpTrend about 0,4% in weekly progression. Take a Short Position with a Tactical Adjustment on portfolio composition from -15% to -4%.
CAC_40_(FRANCE)	Unstable UpTrend about 0,2% in weekly progression. Take a Short Position with a Tactical Adjustment on portfolio composition from -13% to -3%.
DAX_(GERMANY)	Unstable DownTrend about -4,3% in weekly mitigation. Take a Short Position with a Tactical Adjustment on portfolio composition from -18% to -16%.
FTSE_100_(UK)	Stable and aligned DownTrend about -1,7% in weekly mitigation. Take a Short Position with a Tactical Adjustment on portfolio composition from -15% to -7%.
Dow_Jones_Ind_Av_(USA)	Unstable DownTrend about -0,9% in weekly mitigation.
Nasdaq_100_(USA)	Stable and aligned UpTrend about 3,1% in weekly progression. Take a Long Position with a Tactical Adjustment on portfolio composition from 0% to 11%.

## MARKET SELECTION ARCHIVE 2020

All published informations represents an analytical and exemplary study of markets and financial instruments and do not represent advice or solicitation of investments or public savings. Reports, articles and all contents of MarketTiming.eu site are protected by the author's reserved rights. In Trading Capital is at risk!

<b>Nikkei_225_(JAPAN)</b>	Stable and aligned UpTrend about 2,9% in weekly progression. Take a Long Position with a Tactical Adjustment on portfolio composition from 0% to 11%.
<b>Hang_Seng_(HONG KONG)</b>	Stable UpTrend about 6,6% in weekly progression. Take a Long Position with a Tactical Adjustment on portfolio composition from 9% to 43%.
<b>Shanghai_Comp_(CHINA)</b>	Unstable UpTrend about 1,2% in weekly progression.
<b>BSE_Sensex_(INDIA)</b>	Stable and aligned UpTrend about 3,4% in weekly progression. Take a Long Position with a Tactical Adjustment on portfolio composition from 9% to 15%.
<b>RTSI_(RUSSIA)</b>	Unstable UpTrend about 1,1% in weekly progression. Take a Short Position with a Tactical Adjustment on portfolio composition from -19% to -18%.
<b>Ibovespa_(BRAZIL)</b>	Unstable UpTrend about 3,8% in weekly progression. Take a Short Position with a Tactical Adjustment on portfolio composition from 0% to -8%.
<b>Currency &amp; Comodity</b>	
<b>EUR/USD</b>	Stable and aligned UpTrend about 0,3% in weekly progression. Take a Long Position with a Tactical Adjustment on portfolio composition from 0% to 9%.
<b>Gold</b>	Unstable UpTrend about 0,9% in weekly progression. Take a Long Position with a Tactical Adjustment on portfolio composition from -3% to 11%.
<b>Crude_Oil_WTI</b>	Unstable DownTrend about -7,6% in weekly mitigation. Take a Short Position with a Tactical Adjustment on portfolio composition from -7% to -46%.
<b>Natural_Gas</b>	Stable and aligned UpTrend Take a Long Position with a Tactical Adjustment on portfolio composition from 96% to 50%.
<b>Agriculture</b>	Unstable DownTrend about -0,2% in weekly progression. Take a Short Position with a Tactical Adjustment on portfolio composition from 0% to -4%.
<b>Bond</b>	
<b>BGOV_ITA_BTP</b>	Stable and aligned UpTrend about 0,7% in weekly progression. Take a Long Position with a Tactical Adjustment on portfolio composition from 12% to 18%.
<b>BGOV_GERM_BUND</b>	Stable and aligned UpTrend Take a Long Position with a Tactical Adjustment on portfolio composition from 7% to 28%.
<b>BGOV_UK_GILT</b>	Stable DownTrend about -0,1% in weekly progression. Take a Short Position with a Tactical Adjustment on portfolio composition from 0% to -2%.
<b>BGOV_USA_Treasury</b>	Stable DownTrend about -0,1% in weekly mitigation. Take a Short Position with a Tactical Adjustment on portfolio composition from -18% to -3%.
<b>BGOV_Emerg_Mrkt_Loc</b>	Unstable UpTrend about 1,5% in weekly progression. Take a Long Position with a Tactical Adjustment on portfolio composition from -14% to 26%.
<b>BOND_Corp_Europa</b>	Stable and aligned UpTrend about 0,7% in weekly progression. Take a Long Position with a Tactical Adjustment on portfolio composition from 19% to 30%.
<b>BOND_Corp_Usa</b>	Unstable UpTrend
<b>BOND_Corp_Emerg</b>	Unstable UpTrend about 1% in weekly progression. Take a Long Position with a Tactical Adjustment on portfolio composition from -2% to 18%.
<b>BOND_High_Yeld_GL</b>	Stable UpTrend about 2,3% in weekly progression. Take a Long Position with a Tactical Adjustment on portfolio composition from 44% to 47%.

© MarketTiming Research (ALL RIGHTS REDERVED)

MarketTiming Selection for the week of 02/11/2020

This Report is a representative study of markets stance and does not constitute an investment advisory service.



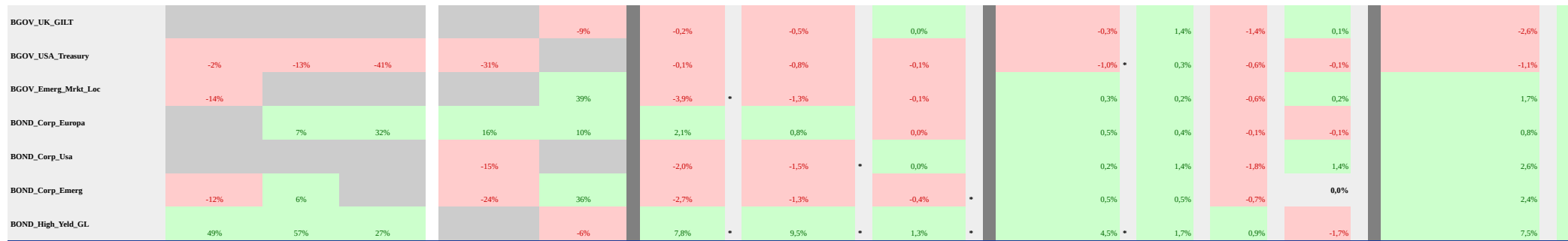
**MARKET SELECTION ARCHIVE 2020**

All published informations represents an analytical and exemplary study of markets and financial instruments and do not represent advice or solicitation of investments or public savings. Reports, articles and all contents of MarkeTiming.eu site are protected by the author's reserved rights. In Trading Capital is at risk!

MARKET	SELECTION			weekly outlook		TREND STABILITY			PRIMARY TREND			trend evolution			VOLATILITY STANCE		
	Stability	Trend	Return Risk	Dynamic	Timing Power	LONG TERM	MEDIUM TERM	SHORT TERM	16/ott	23/ott	30/ott	16/ott	23/ott	30/ott	16/ott	23/ott	30/ott
<b>Stocks</b>																	
FTSE_MIB_(ITALY)	-20%	-15%	-12%			-5,7%	-6,5%	-4,1%	-5,9%	-1,0%	-0,5%	-7,0%					-10,9%
CAC_40_(FRANCE)	-17%	-12%	-11%		-12%	-5,0%	-5,5%	-3,7%	-4,8%	-0,2%	-0,5%	-6,4%					-9,8%
DAX_(GERMANY)	-18%	-23%	-15%	-15%		-1,7%	-7,4%	-5,9%	-8,9%	-1,1%	-2,0%	-8,6%					-13,3%
FTSE_100_(UK)	-19%	-14%	-14%	-35%	-14%	-7,5%	-5,6%	-2,9%	-5,5%	-1,6%	-1,0%	-4,8%					-8,7%
Dow_Jones_Ind_Av_(USA)		-11%	-10%	-15%	-15%	3,5%	-1,4%	-3,5%	-4,3%	0,1%	-0,9%	-6,5%					-9,6%
Nasdaq_100_(USA)						14,2%	1,4%	-2,3%	-1,8%	1,1%	-1,3%	-5,5%					-10,5%
Nikkei_225_(JAPAN)					-15%	6,8%	1,4%	-0,6%	-0,2%	-0,9%	0,5%	-2,3%					-3,3%
Hang_Seng_(HONG KONG)		7%	12%		-12%	-0,7%	-0,5%	0,6%	2,8%	1,1%	2,2%	-3,3%					5,3%
Shanghai_Comp_(CHINA)						6,0%	-1,4%	-1,0%	0,2%	2,0%	-1,7%	-1,6%					-5,1%
BSE_Sensex_(INDIA)			10%			11,2%	4,4%	-0,3%	2,4%	-1,3%	1,8%	-2,6%					5,5%
RTSI_(RUSSIA)	-26%	-18%	-15%	-20%	-17%	-9,3%	-9,0%	-2,6%	-7,1%	-2,7%	2,8%	-8,4%					-10,5%
Ibovespa_(BRAZIL)				-14%	-16%	-18,9%	-5,0%	0,5%	-0,1%	1,4%	2,3%	-8,5%					-8,9%
<b>Currency &amp; Comodity</b>																	
EUR/USD				-34%	-60%	3,9%	0,5%	-0,1%	-0,6%	-0,9%	1,3%	-1,8%					-2,0%
Gold		-3%				6,3%	-1,0%	-0,6%	-1,3%	-1,6%	0,1%	-1,4%					-4,0%
Crude_Oil_WTI		-7%		-42%	-40%	1,8%	-6,9%	-5,0%	-3,2%	0,5%	-2,6%	-10,0%					-17,2%
Natural_Gas	100%	89%	100%	25%		62,1%	42,0%	12,6%	38,9%	-2,0%	9,4%	14,6%					31,7%
Agriculture	0%					0,0%	-0,3%	-0,2%	0,1%	0,9%	-1,3%	0,5%					2,0%
<b>Bond</b>																	
BGOV_ITA_BTP	17%	8%		15%		4,1%	2,1%	0,1%	0,6%	0,7%	-1,0%	0,4%					1,5%
BGOV_GERM_BUND	6%	10%				1,0%	0,9%	0,3%	0,8%	0,7%	-0,3%	0,4%					1,3%

**MARKET SELECTION ARCHIVE 2020**

All published informations represents an analytical and exemplary study of markets and financial instruments and do not represent advice or solicitation of investments or public savings. Reports, articles and all contents of MarkeTiming.eu site are protected by the author's reserved rights. In Trading Capital is at risk!



© MarkeTiming Research (ALL RIGHTS REDERVED)

**MarketTiming Selection for the week of 33/10/2020**

Category	Asset Class	Market Timing Selection
Stocks	FTSE_MIB_(ITALY)	Stable DownTrend about -5,8% in weekly progression. Take a Short Position with a Tactical Adjustment on portfolio composition from 3% to -15%.
	CAC_40_(FRANCE)	Stable DownTrend about -4,7% in weekly progression. Take a Short Position with a Tactical Adjustment on portfolio composition from 11% to -13%.
	DAX_(GERMANY)	Stable DownTrend about -8,9% in weekly progression. Bullish resistance over 12404. Increasing Volatility stance in a range of -7,9% (risk weight). Take a Short Position with a Tactical Adjustment on portfolio composition from 0% to -18%.
	FTSE_100_(UK)	Stable and aligned DownTrend about -5,5% in weekly progression. Bullish resistance over 5868. Increasing Volatility stance in a range of -5,9% (risk weight). Take a Short Position with a Tactical Adjustment on portfolio composition from -9% to -15%.
	Dow_Jones_Ind_Av_(USA)	Unstable DownTrend about -4,2% in weekly progression. Take a Short Position with a Tactical Adjustment on portfolio composition from 12% to -10%.
	Nasdaq_100_(USA)	Unstable DownTrend about -1,8% in weekly progression.
	Nikkei_225_(JAPAN)	Unstable DownTrend about -0,2% in weekly progression.
	Hang_Seng_(HONG KONG)	Unstable UpTrend Take a Long Position with a Tactical Adjustment on portfolio composition from 36% to 9%.
	Shanghai_Comp_(CHINA)	Unstable UpTrend
	BSE_Sensex_(INDIA)	Stable and aligned UpTrend Take a Long Position with a Tactical Adjustment on portfolio composition from 32% to 9%.
	RTSI_(RUSSIA)	Stable and aligned DownTrend about -7% in weekly progression. Take a Short Position with a Tactical Adjustment on portfolio composition from -14% to -19%.
Ibovespa_(BRAZIL)	Stable and aligned DownTrend about 0% in weekly progression.	
Currency & Comodity	EUR/USD	Unstable DownTrend about -0,5% in weekly progression.
	Gold	Unstable DownTrend about -1,3% in weekly progression. Take a Short Position with a Tactical Adjustment on portfolio composition from 6% to -3%.

**MARKET SELECTION ARCHIVE 2020**

All published informations represents an analytical and exemplary study of markets and financial instruments and do not represent advice or solicitation of investments or public savings. Reports, articles and all contents of MarkeTiming.eu site are protected by the author's reserved rights. In Trading Capital is at risk!

Crude_Oil_WTI	Unstable DownTrend about -3,2% in weekly progression. Take a Short Position with a Tactical Adjustment on portfolio composition from 3% to -7%.
Natural_Gas	Stable and aligned UpTrend about 38,8% in weekly progression. Bullish resistance over 3. Reducing Volatility stance in a range of 7,3% (risk weight). Take a Long Position with a Tactical Adjustment on portfolio composition from 88% to 96%.
Agriculture	Unstable UpTrend about 0% in weekly progression. Take a Short Position with a Tactical Adjustment on portfolio composition from 0% to 0%.
Bond	
BGOV_ITA_BTP	Stable and aligned UpTrend about 0,6% in weekly progression. Take a Long Position with a Tactical Adjustment on portfolio composition from 10% to 12%.
BGOV_GERM_BUND	Stable and aligned UpTrend about 0,7% in weekly progression. Take a Long Position with a Tactical Adjustment on portfolio composition from 4% to 7%.
BGOV_UK_GILT	Unstable DownTrend about -0,2% in weekly mitigation.
BGOV_USA_Treasury	Stable DownTrend about -1% in weekly progression. Take a Short Position with a Tactical Adjustment on portfolio composition from -15% to -18%.
BGOV_Emerg_Mrkt_Loc	Unstable UpTrend about 0,2% in weekly progression. Take a Short Position with a Tactical Adjustment on portfolio composition from 1% to -14%.
BOND_Corp_Europa	Stable and aligned UpTrend Take a Long Position with a Tactical Adjustment on portfolio composition from 15% to 19%.
BOND_Corp_Usa	Unstable UpTrend about 0,2% in weekly progression.
BOND_Corp_Emerg	Unstable UpTrend Take a Short Position with a Tactical Adjustment on portfolio composition from 6% to -2%.
BOND_High_Yeld_GL	Stable UpTrend Take a Long Position with a Tactical Adjustment on portfolio composition from 45% to 44%.

© MarkeTiming Research (ALL RIGHTS REDERVED)

MarkeTiming Selection for the week of 26/10/2020

This Report is a representative study of markets stance and does not constitute an investment advisory service.

MARKET	SELECTION			weekly outlook		TREND STABILITY			PRIMARY TREND			trend evolution			VOLATILITY STANCE	
	Stability	Trend	Return Risk	Dynamic	Timing Power	LONG TERM	MEDIUM TERM	SHORT TERM	09/ott	16/ott	23/ott					
Stocks																
FTSE_MIB_(ITALY)	-3%	10%		-10%	16%	-1,5%	-1,9%	-0,1%	3,1%	2,8%	-1,0%	-0,5%			4,7%	
CAC_40_(FRANCE)		12%			17%	-0,9%	-1,1%	0,3%	3,8%	2,5%	-0,2%	-0,5%			4,8%	
DAX_(GERMANY)					-17%	4,9%	-0,9%	-1,1%	1,4%	2,9%	-1,1%	-2,0%			-6,1%	
FTSE_100_(UK)	-9%				14%	-5,5%	-3,2%	-1,0%	0,3%	1,9%	-1,6%	-1,0%			5,4%	

**MARKET SELECTION ARCHIVE 2020**

All published informations represents an analytical and exemplary study of markets and financial instruments and do not represent advice or solicitation of investments or public savings. Reports, articles and all contents of MarketTiming.eu site are protected by the author's reserved rights. In Trading Capital is at risk!

<b>Dow_Jones_Ind_Av_(USA)</b>	11%	14%	-16%	8.2%	3.6%	0.5%	4.4%	3.3%	0.1%	-0.9%	5.3%
<b>Nasdaq_100_(USA)</b>	22%	15%	-31%	18.2%	5.0%	0.5%	5.0%	4.2%	1.1%	-1.3%	8.2%
<b>Nikkei_225_(JAPAN)</b>	10%			7.8%	2.6%	0.4%	1.3%	2.6%	-0.9%	0.5%	3.3%
<b>Hang_Seng_(HONG KONG)</b>		22%	50%	-0.8%	-0.3%	2.1%	7.2%	2.8%	1.1%	2.2%	7.1%
<b>Shanghai_Comp_(CHINA)</b>	10%		-19%	8.2%	1.0%	1.2%	1.8%	1.7%	-2.0%	-1.7%	5.1%
<b>BSE_Sensex_(INDIA)</b>	20%	27%	50%	12.4%	6.5%	2.0%	8.8%	4.7%	-1.3%	1.8%	8.8%
<b>RTSI_(RUSSIA)</b>	-14%		18%	-7.4%	-6.9%	-1.0%	-0.1%	1.4%	-2.7%	2.8%	-6.0%
<b>Ibovespa_(BRAZIL)</b>			11%	-19.2%	-4.4%	2.3%	2.2%	5.3%	1.4%	2.3%	9.0%
<b>Currency &amp; Comodity</b>											
<b>EUR/USD</b>	5%	4%	27%	4.5%	1.2%	0.4%	2.0%	0.9%	-0.9%	1.3%	2.3%
<b>Gold</b>	8%	5%	-4%	8.1%	0.4%	0.3%	2.0%	1.6%	-1.6%	0.1%	4.3%
<b>Crude_Oil_WTI</b>	9%	-3%	-2%	8.4%	0.2%	1.4%	-1.2%	9.7%	0.5%	-2.6%	-12.9%
<b>Natural_Gas</b>	77%	88%	100%	47.5%	32.3%	7.6%	39.7%	13.1%	-2.0%	9.4%	34.9%
<b>Agriculture</b>	-1%		-49%	-0.2%	-0.5%	-0.3%	-0.9%	0.0%	0.9%	-1.3%	-2.0%
<b>Bond</b>											
<b>BGOV_ITA_BTP</b>	16%	6%	-7%	4.1%	2.2%	0.1%	0.8%	0.6%	0.7%	-1.0%	2.0%
<b>BGOV_GERM_BUND</b>	6%	3%		1.0%	0.8%	0.4%	0.4%	0.0%	0.7%	-0.3%	1.3%
<b>BGOV_UK_GILT</b>		-9%	-29%	0.1%	-0.4%	0.2%	-1.4%	-0.3%	1.4%	-1.4%	-2.6%
<b>BGOV_USA_Treasury</b>	-4%	-8%	-34%	-0.1%	-1.0%	-0.4%	-1.2%	-0.5%	0.3%	-0.6%	-1.5%
<b>BGOV_Emerg_Mrkt_Loc</b>		2%	-21%	-4.0%	-1.4%	0.3%	0.3%	0.5%	0.2%	-0.6%	2.6%
<b>BOND_Corp_Europa</b>	9%	6%	32%	2.3%	1.1%	0.3%	0.9%	0.4%	0.4%	-0.1%	1.2%
<b>BOND_Corp_Usa</b>	-13%	-9%	-27%	-2.5%	-2.1%	-0.5%	-1.4%	-0.7%	1.4%	-1.8%	-2.6%
<b>BOND_Corp_Emerg</b>		7%	-8%	-2.7%	-1.0%	0.1%	1.0%	0.7%	0.5%	-0.7%	2.5%
<b>BOND_High_Yeld_GL</b>	52%	51%	34%	7.5%	10.2%	2.8%	7.6%	3.6%	1.7%	0.9%	9.6%

**MARKET SELECTION ARCHIVE 2020**

All published informations represents an analytical and exemplary study of markets and financial instruments and do not represent advice or solicitation of investments or public savings. Reports, articles and all contents of MarketTiming.eu site are protected by the author's reserved rights. In Trading Capital is at risk!

MarketTiming Selection for the week of 26/10/2020	
Stocks	
<b>FTSE_MIB_(ITALY)</b>	Unstable UpTrend Take a Long Position with a Tactical Adjustment on portfolio composition from -2% to 3%.
<b>CAC_40_(FRANCE)</b>	Unstable UpTrend Take a Long Position with a Tactical Adjustment on portfolio composition from -2% to 11%.
<b>DAX_(GERMANY)</b>	Stable and aligned UpTrend
<b>FTSE_100_(UK)</b>	Unstable UpTrend Take a Short Position with a Tactical Adjustment on portfolio composition from -4% to -9%.
<b>Dow_Jones_Ind_Av_(USA)</b>	Stable and aligned UpTrend Take a Long Position with a Tactical Adjustment on portfolio composition from 11% to 12%.
<b>Nasdaq_100_(USA)</b>	Stable and aligned UpTrend Take a Long Position with a Tactical Adjustment on portfolio composition from 31% to 18%.
<b>Nikkei_225_(JAPAN)</b>	Stable and aligned UpTrend about 1,3% in weekly progression. Bullish resistance over 23707. Increasing Volatility stance in a range of -1,1% (risk weight). Take a Long Position with a Tactical Adjustment on portfolio composition from 8% to 10%.
<b>Hang_Seng_(HONG KONG)</b>	Unstable UpTrend about 7,2% in weekly progression. Bullish resistance over 24970. Increasing Volatility stance in a range of 2% (risk weight). Take a Long Position with a Tactical Adjustment on portfolio composition from 0% to 36%.
<b>Shanghai_Comp_(CHINA)</b>	Stable UpTrend Take a Long Position with a Tactical Adjustment on portfolio composition from 11% to 9%.
<b>BSE_Sensex_(INDIA)</b>	Stable and aligned UpTrend about 8,8% in weekly progression. Bearish support under 40150. Reducing Volatility stance in a range of 2% (risk weight). Take a Long Position with a Tactical Adjustment on portfolio composition from 13% to 32%.
<b>RTSI_(RUSSIA)</b>	Stable and aligned DownTrend about 0% in weekly mitigation. Take a Short Position with a Tactical Adjustment on portfolio composition from -31% to -14%.
<b>Ibovespa_(BRAZIL)</b>	Unstable UpTrend about 2,2% in weekly progression.
Currency & Commodity	
<b>EUR/USD</b>	Stable and aligned UpTrend about 2% in weekly progression. Bullish resistance over 1. Increasing Volatility stance in a range of 1,5% (risk weight). Take a Long Position with a Tactical Adjustment on portfolio composition from 1% to 4%.
<b>Gold</b>	Stable and aligned UpTrend about 2% in weekly progression. Bearish support under 1895. Increasing Volatility stance in a range of 2% (risk weight). Take a Long Position with a Tactical Adjustment on portfolio composition from 1% to 6%.
<b>Crude_Oil_WTI</b>	Unstable DownTrend about -1,2% in weekly progression. Take a Long Position with a Tactical Adjustment on portfolio composition from -1% to 3%.
<b>Natural_Gas</b>	Stable and aligned UpTrend about 39,7% in weekly progression. Bearish support under 2. Increasing Volatility stance in a range of 23,5% (risk weight). Take a Long Position with a Tactical Adjustment on portfolio composition from 73% to 88%.
<b>Agriculture</b>	Stable DownTrend about -0,9% in weekly progression. Take a Short Position with a Tactical Adjustment on portfolio composition from 17% to 0%.
Bond	
<b>BGOV_ITA_BTP</b>	Stable and aligned UpTrend Take a Long Position with a Tactical Adjustment on portfolio composition from 34% to 10%.
<b>BGOV_GERM_BUND</b>	Stable and aligned UpTrend Take a Long Position with a Tactical Adjustment on portfolio composition from 21% to 4%.
<b>BGOV_UK_GILT</b>	Unstable DownTrend about -1,4% in weekly progression. Take a Short Position with a Tactical Adjustment on portfolio composition from 0% to -9%.
<b>BGOV_USA_Treasury</b>	Stable DownTrend about -1,2% in weekly progression. Take a Short Position with a Tactical Adjustment on portfolio composition from 0% to -15%.
<b>BGOV_Emerg_Mrkt_Loc</b>	Unstable UpTrend Take a Long Position with a Tactical Adjustment on portfolio composition from 0% to 1%.

**MARKET SELECTION ARCHIVE 2020**

All published informations represents an analytical and exemplary study of markets and financial instruments and do not represent advice or solicitation of investments or public savings. Reports, articles and all contents of MarketTiming.eu site are protected by the author's reserved rights. In Trading Capital is at risk!

<b>BOND_Corp_Europa</b>	Stable and aligned UpTrend Take a Long Position with a Tactical Adjustment on portfolio composition from 11% to 15%.
<b>BOND_Corp_Usa</b>	Stable and aligned DownTrend about -1,3% in weekly progression. Take a Short Position with a Tactical Adjustment on portfolio composition from 9% to -11%.
<b>BOND_Corp_Emerg</b>	Unstable UpTrend Take a Long Position with a Tactical Adjustment on portfolio composition from 9% to 6%.
<b>BOND_High_Yeld_GL</b>	Stable UpTrend about 7,6% in weekly progression. Take a Long Position with a Tactical Adjustment on portfolio composition from 51% to 45%.

© MarketTiming Research (ALL RIGHTS REDERVED)

MarketTiming Selection for the week of 19/10/2020

This Report is a representative study of markets stance and does not constitute an investment advisory service.

MARKET	SELECTION			weekly outlook		TREND STABILITY			PRIMARY TREND	trend evolution			VOLATILITY STANCE	
	Stability	Trend	Return Risk	Dynamic	Timing Power	LONG TERM	MEDIUM TERM	SHORT TERM	02/ott	09/ott	16/ott			
Stocks														
FTSE_MIB_(ITALY)		-2%			17%	-1,1%	-1,0%	1,4%		-0,7%	2,0%	2,8%	-1,0%	-6,2%
CAC_40_(FRANCE)		-3%			25%	-1,0%	-0,6%	1,5%		-0,9%	2,0%	2,5%	-0,2%	-6,3%
DAX_(GERMANY)	7%	-5%		-13%	18%	6,9%	1,3%	1,1%		-1,6%	1,8%	2,9%	-1,1%	-6,1%
FTSE_100_(UK)		-4%		-20%	23%	-4,7%	-2,1%	0,5%		-1,5%	1,0%	1,9%	-1,6%	-4,5%
Dow_Jones_Ind_Av_(USA)	14%	9%				9,2%	5,1%	2,7%		3,2%	2,0%	3,3%	0,1%	8,2%
Nasdaq_100_(USA)	28%	25%	42%	-16%		22,1%	8,7%	4,7%		8,2%	1,0%	4,2%	1,1%	13,1%
Nikkei_225_(JAPAN)	9%				-17%	7,7%	2,9%	0,7%		0,2%	-0,8%	2,6%	-0,9%	3,3%
Hang_Seng_(HONG KONG)				-26%		-1,9%	-0,9%	2,6%		-0,3%	1,0%	2,8%	1,1%	-7,0%
Shanghai_Comp_(CHINA)	11%					9,3%	2,5%	2,5%		-0,1%	0,0%	1,7%	2,0%	-4,9%
BSE_Sensex_(INDIA)	18%	9%		-26%		12,0%	7,2%	3,7%		2,9%	3,5%	4,7%	-1,3%	11,6%
RTSI_(RUSSIA)	-12%	-23%	-58%			-7,7%	-6,7%	-1,1%		-7,8%	-1,4%	1,4%	-2,7%	-8,9%
Ibovespa_(BRAZIL)		-20%				-20,7%	-5,2%	1,8%		-6,5%	-6,4%	5,3%	1,4%	-13,3%
Currency & Comodity														

**MARKET SELECTION ARCHIVE 2020**

All published informations represents an analytical and exemplary study of markets and financial instruments and do not represent advice or solicitation of investments or public savings. Reports, articles and all contents of MarkeTiming.eu site are protected by the author's reserved rights. In Trading Capital is at risk!

EUR/USD	5%	-3%		-22%	-41%	4,1%	0,9%	0,2%	-1,1%	0,7%	0,9%	-0,9%	-2,2%
Gold	10%	-8%		-24%		8,4%	0,7%	0,5%	-2,8%	2,0%	1,6%	-1,6%	-5,8%
Crude_Oil_WTI		-1%		-17%	-5%	6,3%	-0,3%	1,0%	-0,4%	-8,1%	9,7%	0,5%	-11,9%
Natural_Gas	83%	85%	52%			40,7%	29,1%	11,0%	30,6%	15,3%	13,1%	-2,0%	42,0%
Agriculture	1%	3%	48%	37%	54%	0,7%	0,2%	0,3%	1,2%	-0,5%	0,0%	0,9%	1,7%
Bond													
BGOV_ITA_BTP	28%	22%	52%			4,9%	3,1%	1,0%	2,6%	0,6%	0,6%	0,7%	2,7%
BGOV_GERM_BUND	6%	10%	48%		27%	0,9%	0,8%	0,4%	1,1%	0,0%	0,0%	0,7%	1,2%
BGOV_UK_GILT				37%	31%	0,3%	-0,4%	0,2%	0,3%	-1,0%	-0,3%	1,4%	-2,6%
BGOV_USA_Treasury				-13%		0,6%	-0,5%	-0,1%	-0,3%	-0,4%	-0,5%	0,3%	-1,2%
BGOV_Emerg_Mrkt_Loc					22%	-4,5%	-1,8%	0,3%	-0,8%	0,2%	0,5%	0,2%	-2,7%
BOND_Corp_Europa	11%			13%		2,2%	1,1%	0,4%	0,7%	0,3%	0,4%	0,4%	1,3%
BOND_Corp_Usa		10%		16%	19%	-1,3%	-1,1%	0,4%	1,1%	-0,3%	-0,7%	1,4%	2,2%
BOND_Corp_Emerg		9%				-2,6%	-0,6%	0,9%	1,1%	0,5%	0,7%	0,5%	2,6%
BOND_High_Yeld_GL	54%	49%		21%		5,6%	9,1%	2,7%	5,7%	1,2%	3,6%	1,7%	8,9%

© MarkeTiming Research (ALL RIGHTS REDERVED)

MarketTiming Selection for the week of 19/10/2020	
Stocks	
FTSE_MIB_(ITALY)	Stable and aligned DownTrend about -0,6% in weekly progression. Take a Short Position with a Tactical Adjustment on portfolio composition from -3% to -2%.
CAC_40_(FRANCE)	Stable and aligned DownTrend about -0,8% in weekly progression. Bullish resistance over 4976. Increasing Volatility stance in a range of -3,3% (risk weight). Take a Short Position with a Tactical Adjustment on portfolio composition from -5% to -2%.
DAX_(GERMANY)	Unstable DownTrend about -1,5% in weekly progression. Bullish resistance over 13132. Increasing Volatility stance in a range of -4% (risk weight). Take a Long Position with a Tactical Adjustment on portfolio composition from 1% to 1%.
FTSE_100_(UK)	Stable and aligned DownTrend about -1,4% in weekly progression. Take a Short Position with a Tactical Adjustment on portfolio composition from 0% to -4%.
Dow_Jones_Ind_Av_(USA)	Stable and aligned UpTrend about 3,1% in weekly progression. Bearish support under 28181. Increasing Volatility stance in a range of -2,2% (risk weight). Take a Long Position with a Tactical Adjustment on portfolio composition from 10% to 11%.
Nasdaq_100_(USA)	Stable and aligned UpTrend about 8,2% in weekly progression. Bearish support under 11765. Increasing Volatility stance in a range of -3,4% (risk weight). Take a Long Position with a Tactical Adjustment on portfolio composition from 45% to 31%.
Nikkei_225_(JAPAN)	Stable and aligned UpTrend Take a Long Position with a Tactical Adjustment on portfolio composition from 5% to 8%.

**MARKET SELECTION ARCHIVE 2020**

All published informations represents an analytical and exemplary study of markets and financial instruments and do not represent advice or solicitation of investments or public savings. Reports, articles and all contents of MarketTiming.eu site are protected by the author's reserved rights. In Trading Capital is at risk!

<b>Hang_Seng_(HONG KONG)</b>	Stable and aligned DownTrend about -0,2% in weekly mitigation.
<b>Shanghai_Comp_(CHINA)</b>	Unstable DownTrend about 0% in weekly mitigation. Take a Long Position with a Tactical Adjustment on portfolio composition from 1% to 11%.
<b>BSE_Sensex_(INDIA)</b>	Stable and aligned UpTrend Take a Long Position with a Tactical Adjustment on portfolio composition from 14% to 13%.
<b>RTSI_(RUSSIA)</b>	Stable and aligned DownTrend about -7,8% in weekly progression. Bullish resistance over 1169. Increasing Volatility stance in a range of -4,1% (risk weight). Take a Short Position with a Tactical Adjustment on portfolio composition from -14% to -31%.
<b>Ibovespa_(BRAZIL)</b>	Stable and aligned DownTrend about -6,5% in weekly mitigation. Take a Short Position with a Tactical Adjustment on portfolio composition from -22% to -19%.
<b>Currency &amp; Comodity</b>	
<b>EUR/USD</b>	Unstable DownTrend about -1,1% in weekly progression. Bullish resistance over 1. Increasing Volatility stance in a range of -1% (risk weight). Take a Long Position with a Tactical Adjustment on portfolio composition from 7% to 1%.
<b>Gold</b>	Unstable DownTrend about -2,8% in weekly progression. Bullish resistance over 1930. Increasing Volatility stance in a range of -2,3% (risk weight). Take a Long Position with a Tactical Adjustment on portfolio composition from 0% to 1%.
<b>Crude_Oil_WTI</b>	Unstable DownTrend about -0,4% in weekly mitigation. Take a Short Position with a Tactical Adjustment on portfolio composition from 63% to -1%.
<b>Natural_Gas</b>	Stable and aligned UpTrend Take a Long Position with a Tactical Adjustment on portfolio composition from 81% to 73%.
<b>Agriculture</b>	Stable UpTrend about 1,1% in weekly progression. Take a Long Position with a Tactical Adjustment on portfolio composition from 0% to 17%.
<b>Bond</b>	
<b>BGOV_ITA_BTP</b>	Stable and aligned UpTrend about 2,6% in weekly progression. Take a Long Position with a Tactical Adjustment on portfolio composition from 44% to 34%.
<b>BGOV_GERM_BUND</b>	Stable and aligned UpTrend about 1,1% in weekly progression. Take a Long Position with a Tactical Adjustment on portfolio composition from 2% to 21%.
<b>BGOV_UK_GILT</b>	Unstable UpTrend about 0,3% in weekly progression.
<b>BGOV_USA_Treasury</b>	Unstable DownTrend about -0,3% in weekly mitigation.
<b>BGOV_Emerg_Mrkt_Loc</b>	Stable and aligned DownTrend about -0,7% in weekly mitigation.
<b>BOND_Corp_Europa</b>	Stable and aligned UpTrend about 0,7% in weekly progression. Take a Long Position with a Tactical Adjustment on portfolio composition from 5% to 11%.
<b>BOND_Corp_Usa</b>	Unstable UpTrend about 1,1% in weekly progression. Take a Long Position with a Tactical Adjustment on portfolio composition from -8% to 9%.
<b>BOND_Corp_Emerg</b>	Unstable UpTrend about 1,1% in weekly progression. Take a Long Position with a Tactical Adjustment on portfolio composition from -11% to 9%.
<b>BOND_High_Yeld_GL</b>	Stable UpTrend about 5,7% in weekly progression. Take a Long Position with a Tactical Adjustment on portfolio composition from 39% to 51%.

© MarketTiming Research (ALL RIGHTS REDERVED)

MarketTiming Selection for the week of 12/10/2020

This Report is a representative study of markets stance and does not constitute an investment advisory service.



**MARKET SELECTION ARCHIVE 2020**

All published informations represents an analytical and exemplary study of markets and financial instruments and do not represent advice or solicitation of investments or public savings. Reports, articles and all contents of MarkeTiming.eu site are protected by the author's reserved rights. In Trading Capital is at risk!

MARKET	SELECTION			weekly outlook		TREND STABILITY			PRIMARY TREND			trend evolution			VOLATILITY STANCE	
	Stability	Trend	Return Risk	Dynamic	Timing Power	LONG TERM	MEDIUM TERM	SHORT TERM	25set	02ott	09ott					
Stocks																
FTSE_MIB_(ITALY)		-4%		12%		-1,9%	-1,2%	0,7%	-1,1%	-4,2%	2,0%	2,8%			-7,7%	
CAC_40_(FRANCE)		-6%		10%		-2,1%	-1,2%	0,2%	-1,7%	-5,0%	2,0%	2,5%			-8,6%	
DAX_(GERMANY)	7%	-4%				6,7%	1,4%	0,5%	-1,1%	-4,9%	1,8%	2,9%			-7,7%	
FTSE_100_(UK)		-1%			17%	-5,0%	-2,0%	0,3%	-0,3%	-2,7%	1,0%	1,9%			-5,9%	
Dow_Jones_Ind_Av_(USA)	10%	11%		-32%	18%	7,6%	4,1%	1,9%	3,3%	-2,1%	2,0%	3,3%			7,7%	
Nasdaq_100_(USA)	19%	19%	100%	-35%	19%	17,9%	5,2%	2,1%	5,8%	1,7%	1,0%	4,2%			9,2%	
Nikkei_225_(JAPAN)	8%	3%			27%	7,2%	2,6%	0,4%	0,9%	-0,7%	-0,8%	2,6%			3,3%	
Hang_Seng_(HONG KONG)		-5%				-4,1%	-2,8%	0,6%	-1,6%	-5,0%	1,0%	2,8%			-7,1%	
Shanghai_Comp_(CHINA)		1%				5,9%	-0,2%	-0,5%	0,4%	-3,6%	0,0%	1,7%			-4,5%	
BSE_Sensex_(INDIA)	15%	14%			20%	10,1%	6,4%	2,9%	4,3%	-3,8%	3,5%	4,7%			10,5%	
RTSI_(RUSSIA)	-13%	-16%				-8,0%	-6,7%	-2,6%	-4,8%	-5,2%	-1,4%	1,4%			-10,3%	
Ibovespa_(BRAZIL)	-28%	-18%		11%		-24,4%	-9,1%	-3,2%	-5,4%	-6,5%	-6,4%	5,3%			-13,7%	
Currency & Comodity																
EUR/USD	8%				31%	4,4%	1,3%	0,1%	-0,1%	-1,9%	0,7%	0,9%			-2,4%	
Gold						8,7%	1,0%	-0,5%	-0,8%	-4,7%	2,0%	1,6%			-6,7%	
Crude_Oil_WTI		28%	100%	50%	69%	3,7%	-1,0%	0,5%	8,6%	-1,8%	-8,1%	9,7%			12,0%	
Natural_Gas	91%	72%		50%		33,4%	24,7%	10,7%	22,6%	2,2%	15,3%	13,1%			41,9%	
Agriculture	-1%					0,0%	-0,5%	-0,2%	0,2%	0,8%	-0,5%	0,0%			1,9%	
Bond																
BGOV_ITA_BTP	18%	17%	100%			4,1%	2,5%	0,7%	2,4%	0,7%	0,6%	0,6%			2,4%	
BGOV_GERM_BUND	2%	3%			31%	0,4%	0,3%	0,1%	0,4%	0,4%	0,0%	0,0%			0,6%	

**MARKET SELECTION ARCHIVE 2020**

All published informations represents an analytical and exemplary study of markets and financial instruments and do not represent advice or solicitation of investments or public savings. Reports, articles and all contents of MarketTiming.eu site are protected by the author's reserved rights. In Trading Capital is at risk!

BGOV_UK_GILT	-6%	-9%	-21%	15%	-0,4%	-1,3%	-0,7%	-1,2%	0,3%	-1,0%	-0,3%	-2,4%
BGOV_USA_Treasury		-6%	32%		0,5%	-0,8%	-0,6%	-0,8%	0,3%	-0,4%	-0,5%	-1,2%
BGOV_Emerg_Mrkt_Loc	-19%	-1%			-5,2%	-2,5%	-0,3%	-0,1%	-1,6%	0,2%	0,5%	-3,5%
BOND_Corp_Europa	7%	4%		20%	1,8%	0,8%	0,2%	0,5%	-0,3%	0,3%	0,4%	0,9%
BOND_Corp_Usa	-12%	-5%			-2,3%	-2,2%	-0,5%	-0,7%	0,7%	-0,3%	-0,7%	-2,0%
BOND_Corp_Emerg		-12%			-3,6%	-1,2%	0,2%	-1,7%	-0,6%	0,5%	0,7%	-3,4%
BOND_High_Yeld_GL	35%	44%	47%	34%	3,8%	8,1%	2,6%	6,2%	-0,9%	1,2%	3,6%	7,8%

© MarketTiming Research (ALL RIGHTS REDERVED)

**MarketTiming Selection for the week of 12/10/2020**

Stocks	
FTSE_MIB_(ITALY)	Stable and aligned DownTrend about -1,1% in weekly mitigation. Take a Short Position with a Tactical Adjustment on portfolio composition from -5% to -3%.
CAC_40_(FRANCE)	Stable and aligned DownTrend about -1,7% in weekly mitigation. Take a Short Position with a Tactical Adjustment on portfolio composition from -7% to -5%.
DAX_(GERMANY)	Unstable DownTrend about -1,1% in weekly mitigation. Take a Long Position with a Tactical Adjustment on portfolio composition from 0% to 1%.
FTSE_100_(UK)	Stable and aligned DownTrend about -0,2% in weekly mitigation. Take a Short Position with a Tactical Adjustment on portfolio composition from 0% to 0%.
Dow_Jones_Ind_Av_(USA)	Stable and aligned UpTrend about 3,3% in weekly progression. Bullish resistance over 28676. Increasing Volatility stance in a range of 3,3% (risk weight). Take a Long Position with a Tactical Adjustment on portfolio composition from 0% to 10%.
Nasdaq_100_(USA)	Stable and aligned UpTrend about 5,7% in weekly progression. Bullish resistance over 11727. Increasing Volatility stance in a range of 4% (risk weight). Take a Long Position with a Tactical Adjustment on portfolio composition from 0% to 45%.
Nikkei_225_(JAPAN)	Stable and aligned UpTrend about 0,9% in weekly progression. Take a Long Position with a Tactical Adjustment on portfolio composition from 0% to 5%.
Hang_Seng_(HONG KONG)	Stable and aligned DownTrend about -1,5% in weekly mitigation. Take a Short Position with a Tactical Adjustment on portfolio composition from -13% to -5%.
Shanghai_Comp_(CHINA)	Stable and aligned UpTrend about 0,3% in weekly progression. Take a Long Position with a Tactical Adjustment on portfolio composition from -15% to 1%.
BSE_Sensex_(INDIA)	Stable and aligned UpTrend about 4,2% in weekly progression. Take a Long Position with a Tactical Adjustment on portfolio composition from 0% to 14%.
RTSI_(RUSSIA)	Stable and aligned DownTrend about -4,8% in weekly mitigation. Take a Short Position with a Tactical Adjustment on portfolio composition from -14% to -14%.
Ibovespa_(BRAZIL)	Stable and aligned DownTrend about -5,4% in weekly mitigation. Take a Short Position with a Tactical Adjustment on portfolio composition from -26% to -22%.
Currency & Comodity	
EUR/USD	Unstable DownTrend about -0,1% in weekly mitigation. Take a Long Position with a Tactical Adjustment on portfolio composition from -36% to 7%.
Gold	Unstable DownTrend about -0,7% in weekly mitigation.

**MARKET SELECTION ARCHIVE 2020**

All published informations represents an analytical and exemplary study of markets and financial instruments and do not represent advice or solicitation of investments or public savings. Reports, articles and all contents of MarketTiming.eu site are protected by the author's reserved rights. In Trading Capital is at risk!

Crude_Oil_WTI	Unstable UpTrend about 8,5% in weekly progression. Take a Long Position with a Tactical Adjustment on portfolio composition from -48% to 63%.
Natural_Gas	Stable and aligned UpTrend about 22,6% in weekly progression. Bullish resistance over 2. Increasing Volatility stance in a range of 13,7% (risk weight). Take a Long Position with a Tactical Adjustment on portfolio composition from 28% to 81%.
Agriculture	Unstable UpTrend about 0,2% in weekly progression. Take a Short Position with a Tactical Adjustment on portfolio composition from 0% to 0%.
Bond	
BGOV_ITA_BTP	Stable and aligned UpTrend about 2,4% in weekly progression. Take a Long Position with a Tactical Adjustment on portfolio composition from 47% to 44%.
BGOV_GERM_BUND	Stable and aligned UpTrend Take a Long Position with a Tactical Adjustment on portfolio composition from 4% to 2%.
BGOV_UK_GILT	Stable DownTrend about -1,2% in weekly progression. Take a Short Position with a Tactical Adjustment on portfolio composition from 0% to -7%.
BGOV_USA_Treasury	Unstable DownTrend about -0,8% in weekly progression. Take a Short Position with a Tactical Adjustment on portfolio composition from 0% to -5%.
BGOV_Emerg_Mrkt_Loc	Stable and aligned DownTrend about -0,1% in weekly mitigation. Take a Short Position with a Tactical Adjustment on portfolio composition from -20% to -10%.
BOND_Corp_Europa	Stable and aligned UpTrend about 0,5% in weekly progression. Take a Long Position with a Tactical Adjustment on portfolio composition from 3% to 5%.
BOND_Corp_Usa	Stable and aligned DownTrend about -0,7% in weekly progression. Take a Short Position with a Tactical Adjustment on portfolio composition from -8% to -8%.
BOND_Corp_Emerg	Stable and aligned DownTrend about -1,6% in weekly mitigation. Take a Short Position with a Tactical Adjustment on portfolio composition from -25% to -11%.
BOND_High_Yeld_GL	Stable UpTrend about 6,1% in weekly progression. Take a Long Position with a Tactical Adjustment on portfolio composition from 36% to 39%.

© MarketTiming Research (ALL RIGHTS REDERVED)

MarketTiming Selection for the week of 5/10/2020

This Report is a representative study of markets stance and does not constitute an investment advisory service.

MARKET	SELECTION			weekly outlook		TREND STABILITY			PRIMARY TREND				VOLATILITY STANCE	
	Stability	Trend	Return Risk	Dynamic	Timing Power	LONG TERM	MEDIUM TERM	SHORT TERM	18/set	25/set	02/oct	18/set		
Stocks														
FTSE_MIB_(ITALY)	-6%		-5%			-4,4%	-3,2%	-1,6%	-1,7%	-1,5%	-4,2%	2,0%	-7,7%	-2,7%
CAC_40_(FRANCE)	-6%	-9%	-7%			-4,2%	-2,9%	-2,0%	-2,8%	-1,1%	-5,0%	2,0%	-8,6%	-2,2%
DAX_(GERMANY)						5,1%	0,2%	-1,4%	-1,2%	-0,7%	-4,9%	1,8%	-7,7%	-2,3%
FTSE_100_(UK)	-8%		7%			-6,7%	-3,5%	-1,0%	1,8%	-0,4%	-2,7%	1,0%	5,9%	-2,1%

**MARKET SELECTION ARCHIVE 2020**

All published informations represents an analytical and exemplary study of markets and financial instruments and do not represent advice or solicitation of investments or public savings. Reports, articles and all contents of MarkeTiming.eu site are protected by the author's reserved rights. In Trading Capital is at risk!

<b>Dow Jones Ind_Av_(USA)</b>	6%		-5%		5,4%	2,3%	0,2%		-1,6%	0,2%	-2,1%	2,0%		-7,2%	3,1%	
<b>Nasdaq_100_(USA)</b>	17%	-10%	-7%	-42%	17,5%	5,2%	1,6%		-3,2%	-1,2%	1,7%	1,0%		-10,3%	-6,4%	
<b>Nikkei_225_(JAPAN)</b>	6%		-5%		6,6%	2,2%	0,1%		-0,8%	-0,2%	-0,7%	-0,8%		-3,2%	-1,3%	
<b>Hang_Seng_(HONG KONG)</b>		-10%	-16%	-15%		-6,8%	-5,2%	-2,3%		-5,0%	-0,2%	-5,0%	1,0%		-7,4%	-2,3%
<b>Shanghai_Comp_(CHINA)</b>			-13%	-18%		5,8%	0,1%	-1,1%		-4,1%	2,4%	-3,6%	0,0%		-5,0%	-2,7%
<b>BSE_Sensex_(INDIA)</b>						5,7%	3,2%	-0,3%		0,9%	0,0%	-3,8%	3,5%		7,4%	-2,0%
<b>RTSI_(RUSSIA)</b>		-12%	-19%	-13%		-8,1%	-6,5%	-2,9%		-5,9%	0,5%	-5,2%	-1,4%		-10,2%	3,2%
<b>Ibovespa_(BRAZIL)</b>		-28%	-33%	-17%		-25,3%	-9,3%	-5,6%		-10,4%	2,5%	-6,5%	-4,6%		-13,8%	3,7%
<b>Currency &amp; Comodity</b>																
<b>EUR/USD</b>			-37%		27%	4,0%	1,0%	-0,5%		-1,0%	0,1%	-1,9%	0,7%		-2,4%	1,4%
<b>Gold</b>			-23%			8,8%	1,1%	-1,5%		-1,8%	0,4%	-4,7%	2,1%		-6,7%	2,2%
<b>Crude_Oil_WTI</b>			-58%	-40%	-34%	0,7%	-2,2%	0,6%		-6,2%	9,6%	-1,8%	-8,0%		-13,5%	11,7%
<b>Natural_Gas</b>	100%	-42%			-19%	33,2%	26,5%	13,0%		-4,6%	-8,0%	2,2%	16,2%		-43,0%	-20,5%
<b>Agriculture</b>					-20%	0,3%	-0,4%	0,1%		-0,2%	-0,1%	0,8%	-0,5%		1,9%	-1,7%
<b>Bond</b>																
<b>BGOV_ITA_BTP</b>	22%	20%	100%		28%	3,7%	2,3%	0,8%		2,1%	0,5%	0,7%	0,6%		2,4%	0,7%
<b>BGOV_GERM_BUND</b>	4%	4%			14%	0,6%	0,5%	0,3%		0,4%	0,0%	0,4%	0,0%		0,9%	-0,3%
<b>BGOV_UK_GILT</b>						0,6%	-0,5%	-0,1%		0,3%	-0,2%	0,3%	-1,0%		1,8%	-1,1%
<b>BGOV_USA_Treasury</b>						1,3%	-0,1%	0,0%		0,0%	-0,2%	0,3%	-0,4%		-0,6%	-0,4%
<b>BGOV_Emerg_Mrkt_Loc</b>		-34%	-8%			-6,1%	-3,4%	-0,9%		-0,8%	0,8%	-1,6%	0,2%		-3,5%	1,7%
<b>BOND_Corp_Europa</b>			3%		36%	1,5%	0,6%	0,0%		0,3%	0,2%	-0,3%	0,3%		0,7%	0,4%
<b>BOND_Corp_Usa</b>		-13%	-4%			-1,9%	-1,9%	-0,1%		-0,4%	-0,5%	0,7%	-0,3%		1,8%	-1,0%
<b>BOND_Corp_Emerg</b>		-26%	-24%			-4,7%	-2,2%	-1,1%		-2,5%	-2,3%	-0,6%	0,5%		-3,7%	-2,6%
<b>BOND_High_Yeld_GL</b>			36%		22%	-0,1%	4,9%	0,6%		3,7%	2,2%	-0,9%	1,2%		5,2%	4,0%

**MARKET SELECTION ARCHIVE 2020**

All published informations represents an analytical and exemplary study of markets and financial instruments and do not represent advice or solicitation of investments or public savings. Reports, articles and all contents of MarketTiming.eu site are protected by the author's reserved rights. In Trading Capital is at risk!

MarketTiming Selection for the week of 5/10/2020	
Stocks	
<b>FTSE_MIB_(ITALY)</b>	Stable and aligned DownTrend about -1,6% in weekly mitigation. Take a Short Position with a Tactical Adjustment on portfolio composition from -11% to -5%.
<b>CAC_40_(FRANCE)</b>	Stable and aligned DownTrend about -2,8% in weekly mitigation. Take a Short Position with a Tactical Adjustment on portfolio composition from -10% to -7%.
<b>DAX_(GERMANY)</b>	Unstable DownTrend about -1,1% in weekly mitigation.
<b>FTSE_100_(UK)</b>	Unstable UpTrend about 1,7% in weekly progression. Bullish resistance over 5954. Increasing Volatility stance in a range of 2,4% (risk weight). Take a Short Position with a Tactical Adjustment on portfolio composition from -13% to 0%.
<b>Dow_Jones_Ind_Av_(USA)</b>	Unstable DownTrend about -1,6% in weekly mitigation. Take a Long Position with a Tactical Adjustment on portfolio composition from -9% to 0%.
<b>Nasdaq_100_(USA)</b>	Unstable DownTrend about -3,1% in weekly mitigation. Take a Long Position with a Tactical Adjustment on portfolio composition from -10% to 0%.
<b>Nikkei_225_(JAPAN)</b>	Unstable DownTrend about -0,7% in weekly progression. Bullish resistance over 23622. Increasing Volatility stance in a range of -2,8% (risk weight). Take a Long Position with a Tactical Adjustment on portfolio composition from 7% to 0%.
<b>Hang_Seng_(HONG KONG)</b>	Stable and aligned DownTrend about -5% in weekly mitigation. Take a Short Position with a Tactical Adjustment on portfolio composition from -14% to -13%.
<b>Shanghai_Comp_(CHINA)</b>	Unstable DownTrend about -4% in weekly progression. Bearish support under 3202. Increasing Volatility stance in a range of -1,3% (risk weight). Take a Short Position with a Tactical Adjustment on portfolio composition from -11% to -15%.
<b>BSE_Sensex_(INDIA)</b>	Stable and aligned UpTrend about 0,8% in weekly progression.
<b>RTSI_(RUSSIA)</b>	Stable and aligned DownTrend about -5,8% in weekly progression. Bearish support under 1134. Increasing Volatility stance in a range of -4,8% (risk weight). Take a Short Position with a Tactical Adjustment on portfolio composition from -14% to -14%.
<b>Ibovespa_(BRAZIL)</b>	Stable and aligned DownTrend about -10,4% in weekly progression. Bullish resistance over 15099. Increasing Volatility stance in a range of -6,7% (risk weight). Take a Short Position with a Tactical Adjustment on portfolio composition from -33% to -26%.
Currency & Comodity	
<b>EUR/USD</b>	Unstable DownTrend about -1% in weekly mitigation. Take a Short Position with a Tactical Adjustment on portfolio composition from -27% to -36%.
<b>Gold</b>	Unstable DownTrend about -1,8% in weekly mitigation. Take a Short Position with a Tactical Adjustment on portfolio composition from -22% to -23%.
<b>Crude_Oil_WTI</b>	Unstable DownTrend about -6,2% in weekly progression. Take a Short Position with a Tactical Adjustment on portfolio composition from 40% to -48%.
<b>Natural_Gas</b>	Unstable DownTrend about -4,5% in weekly mitigation. Take a Long Position with a Tactical Adjustment on portfolio composition from -42% to 28%.
<b>Agriculture</b>	Unstable DownTrend about -0,2% in weekly progression.
Bond	
<b>BGOV_ITA_BTP</b>	Stable and aligned UpTrend about 2,1% in weekly progression. Take a Long Position with a Tactical Adjustment on portfolio composition from 17% to 47%.
<b>BGOV_GERM_BUND</b>	Stable and aligned UpTrend about 0,4% in weekly progression. Take a Long Position with a Tactical Adjustment on portfolio composition from 10% to 4%.
<b>BGOV_UK_GILT</b>	Unstable UpTrend
<b>BGOV_USA_Treasury</b>	Unstable UpTrend
<b>BGOV_Emerg_Mrkt_Loc</b>	Stable and aligned DownTrend about -0,8% in weekly mitigation. Take a Short Position with a Tactical Adjustment on portfolio composition from -26% to -20%.

**MARKET SELECTION ARCHIVE 2020**

All published informations represents an analytical and exemplary study of markets and financial instruments and do not represent advice or solicitation of investments or public savings. Reports, articles and all contents of MarketTiming.eu site are protected by the author's reserved rights. In Trading Capital is at risk!

<b>BOND_Corp_Europa</b>	Stable and aligned UpTrend about 0,3% in weekly progression. Take a Long Position with a Tactical Adjustment on portfolio composition from 0% to 3%.
<b>BOND_Corp_Usa</b>	Stable DownTrend about -0,4% in weekly progression. Take a Short Position with a Tactical Adjustment on portfolio composition from 10% to -8%.
<b>BOND_Corp_Emerg</b>	Stable and aligned DownTrend about -2,4% in weekly mitigation. Take a Short Position with a Tactical Adjustment on portfolio composition from -22% to -25%.
<b>BOND_High_Yeld_GL</b>	Unstable UpTrend about 3,7% in weekly progression. Take a Long Position with a Tactical Adjustment on portfolio composition from 23% to 36%.

© MarketTiming Research (ALL RIGHTS REDERVED)

MarketTiming Selection for the week of 28/9/2020

This Report is a representative study of markets stance and does not constitute an investment advisory service.

MARKET	SELECTION			weekly outlook		TREND STABILITY			PRIMARY TREND			trend evolution			VOLATILITY STANCE	
	Stability	Trend	Return Risk	Dynamic	Timing Power	LONG TERM	MEDIUM TERM	SHORT TERM	11/set	18/set	25/set	11/set	18/set	25/set	11/set	
Stocks																
<b>FTSE_MIB_(ITALY)</b>	-12%	-11%	-11%		-11%	-5,4%	-3,5%	-2,8%		-5,8%	2,2%	-1,5%		-4,2%	-8,1%	3,9%
<b>CAC_40_(FRANCE)</b>	-12%	-11%	-9%	-21%	-12%	-5,2%	-3,2%	-3,2%		-5,5%	1,4%	-1,1%		-5,0%	-9,3%	2,6%
<b>DAX_(GERMANY)</b>			-8%	-26%	-12%	4,0%	-0,2%	-2,7%		-4,3%	2,8%	-0,7%		-4,9%	-8,5%	3,3%
<b>FTSE_100_(UK)</b>	-14%			-18%	-12%	-7,7%	-4,0%	-1,2%		-2,0%	4,0%	-0,4%		-2,7%	-5,9%	4,3%
<b>Dow_Jones_Ind_Av_(USA)</b>		-10%	-9%			3,0%	0,6%	-2,8%		-5,3%	-1,7%	0,2%		-2,1%	-9,5%	-3,9%
<b>Nasdaq_100_(USA)</b>		-14%	-8%			13,9%	2,2%	-3,7%		-7,1%	-4,6%	-1,2%		1,7%	-15,3%	-7,8%
<b>Nikkei_225_(JAPAN)</b>			8%			6,3%	2,4%	-0,1%								
<b>Hang_Seng_(HONG KONG)</b>	-14%	-17%	-13%	-17%	-12%	-6,3%	-4,1%	-2,9%		-8,6%	-0,8%	-0,2%		-5,0%	-11,0%	-2,8%
<b>Shanghai_Comp_(CHINA)</b>		-11%	-12%		-15%	7,6%	2,2%	-0,9%		-5,4%	-2,8%	2,4%		-3,6%	-7,1%	-4,5%
<b>BSE_Sensex_(INDIA)</b>		-10%	-9%			3,9%	2,7%	-2,1%		-5,3%	1,3%	0,0%		-3,8%	-9,1%	2,7%
<b>RTSI_(RUSSIA)</b>	-14%	-16%	-13%		-12%	-6,6%	-4,5%	-2,2%		-8,0%	0,2%	0,5%		-5,2%	-10,2%	-3,8%
<b>Ibovespa_(BRAZIL)</b>	-34%			-18%	-15%	-22,9%	-5,5%	-3,3%		-1,3%	-2,1%	2,5%		-6,5%	-11,1%	-3,5%
Currency & Comodity																

**MARKET SELECTION ARCHIVE 2020**

All published informations represents an analytical and exemplary study of markets and financial instruments and do not represent advice or solicitation of investments or public savings. Reports, articles and all contents of MarkeTiming.eu site are protected by the author's reserved rights. In Trading Capital is at risk!

EUR/USD			-27%		-22%	-55%	4,2%	1,4%	-0,8%		-2,3%	0,0%	0,1%	-1,9%		-3,4%	0,9%	
Gold		-17%	-28%		-42%	-45%	9,3%	1,6%	-2,3%		-5,4%	0,5%	0,4%	-4,7%		-7,6%	3,2%	
Crude_Oil_WTI	100%						1,1%	0,3%	0,8%		-6,4%	-5,4%	9,6%	-1,8%		-18,4%	-8,8%	
Natural_Gas		-63%	-22%				4,9%	1,2%	-11,2%		-20,3%	-12,6%	-8,0%	2,2%		-37,0%	-13,5%	
Agriculture			23%				0,4%	-0,4%	0,3%		1,3%	-0,4%	-0,1%	0,8%		2,3%	1,1%	
Bond																		
BGOV_ITA_BTP		19%	13%	21%		16%	12%	3,5%	2,3%	0,9%		1,6%	0,3%	0,5%	0,7%		2,3%	0,7%
BGOV_GERM_BUND		3%	8%	21%		28%		0,5%	0,4%	0,3%		1,0%	0,0%	0,0%	0,4%		1,4%	0,6%
BGOV_UK_GILT			16%	19%			3%	1,1%	-0,2%	0,5%		2,1%	1,2%	-0,2%	0,3%		3,2%	1,6%
BGOV_USA_Treasury		5%						1,6%	0,0%	0,1%		0,5%	0,3%	-0,2%	0,3%		0,9%	0,5%
BGOV_Emerg_Mrkt_Loc		-26%				-16%	-49%	-5,7%	-3,1%	-0,4%		-0,4%	-0,2%	0,8%	-1,6%		-2,9%	-1,1%
BOND_Corp_Europa						-24%	29%	1,4%	0,7%	0,0%		0,1%	0,2%	0,2%	-0,3%		0,8%	0,4%
BOND_Corp_Usa			11%			15%		-1,5%	-1,8%	0,2%		1,3%	-0,4%	-0,5%	0,7%		2,8%	1,8%
BOND_Corp_Emerg		-25%	-22%	-19%			-4%	-5,1%	-2,2%	-1,7%		-2,8%	-0,1%	-2,3%	-0,6%		-4,1%	-1,0%
BOND_High_Yeld_GL		21%	30%	20%			4%	0,1%	5,6%	1,8%		3,8%	1,3%	2,2%	-0,9%		5,5%	2,5%

© MarkeTiming Research (ALL RIGHTS REDERVED)

MarketTiming Selection for the week of 28/9/2020	
Stocks	
FTSE_MIB_(ITALY)	Stable and aligned DownTrend about -5,7% in weekly progression. Bullish resistance over 19439. Increasing Volatility stance in a range of -4,6% (risk weight). Take a Short Position with a Tactical Adjustment on portfolio composition from -3% to -11%.
CAC_40_(FRANCE)	Stable DownTrend about -5,4% in weekly progression. Bullish resistance over 4949. Increasing Volatility stance in a range of -5,8% (risk weight). Take a Short Position with a Tactical Adjustment on portfolio composition from 6% to -10%.
DAX_(GERMANY)	Unstable DownTrend about -4,3% in weekly progression. Take a Short Position with a Tactical Adjustment on portfolio composition from 23% to -8%.
FTSE_100_(UK)	Stable and aligned DownTrend about -2% in weekly progression. Take a Short Position with a Tactical Adjustment on portfolio composition from 0% to -13%.
Dow_Jones_Ind_Av_(USA)	Unstable DownTrend about -5,2% in weekly progression. Bullish resistance over 27484. Increasing Volatility stance in a range of -3,4% (risk weight). Take a Short Position with a Tactical Adjustment on portfolio composition from -2% to -9%.
Nasdaq_100_(USA)	Unstable DownTrend about -7,1% in weekly mitigation. Take a Short Position with a Tactical Adjustment on portfolio composition from -20% to -10%.
Nikkei_225_(JAPAN)	Stable and aligned UpTrend Take a Long Position with a Tactical Adjustment on portfolio composition from 20% to 7%.

## MARKET SELECTION ARCHIVE 2020

All published informations represents an analytical and exemplary study of markets and financial instruments and do not represent advice or solicitation of investments or public savings. Reports, articles and all contents of MarketTiming.eu site are protected by the author's reserved rights. In Trading Capital is at risk!

<b>Hang_Seng_(HONG KONG)</b>	Stable and aligned DownTrend about -8,6% in weekly progression. Bullish resistance over 24542. Increasing Volatility stance in a range of -5,9% (risk weight). Take a Short Position with a Tactical Adjustment on portfolio composition from -10% to -14%.
<b>Shanghai_Comp_(CHINA)</b>	Unstable DownTrend about -5,4% in weekly progression. Bullish resistance over 38350. Increasing Volatility stance in a range of -4,3% (risk weight). Take a Short Position with a Tactical Adjustment on portfolio composition from -5% to -11%.
<b>BSE_Sensex_(INDIA)</b>	Unstable DownTrend about -5,2% in weekly progression. Bullish resistance over 38990. Increasing Volatility stance in a range of -6,5% (risk weight). Take a Short Position with a Tactical Adjustment on portfolio composition from 17% to -9%.
<b>RTSI_(RUSSIA)</b>	Stable and aligned DownTrend about -7,9% in weekly progression. Bullish resistance over 1225. Increasing Volatility stance in a range of -5,4% (risk weight). Take a Short Position with a Tactical Adjustment on portfolio composition from -9% to -14%.
<b>Ibovespa_(BRAZIL)</b>	Stable and aligned DownTrend about -1,3% in weekly progression. Take a Short Position with a Tactical Adjustment on portfolio composition from 26% to -33%.
<b>Currency &amp; Comodity</b>	
<b>EUR/USD</b>	Unstable DownTrend about -2,3% in weekly progression. Bullish resistance over 1. Increasing Volatility stance in a range of -2,2% (risk weight). Take a Short Position with a Tactical Adjustment on portfolio composition from 16% to -27%.
<b>Gold</b>	Unstable DownTrend about -5,3% in weekly progression. Bullish resistance over 1962. Increasing Volatility stance in a range of -5,7% (risk weight). Take a Short Position with a Tactical Adjustment on portfolio composition from 45% to -22%.
<b>Crude_Oil_WTI</b>	Unstable DownTrend about -6,3% in weekly progression. Bullish resistance over 41. Increasing Volatility stance in a range of -6,3% (risk weight). Take a Long Position with a Tactical Adjustment on portfolio composition from -17% to 40%.
<b>Natural_Gas</b>	Unstable DownTrend about -20,2% in weekly mitigation. Take a Short Position with a Tactical Adjustment on portfolio composition from -61% to -42%.
<b>Agriculture</b>	Unstable UpTrend about 1,3% in weekly progression. Take a Long Position with a Tactical Adjustment on portfolio composition from -17% to 22%.
<b>Bond</b>	
<b>BGOV_ITA_BTP</b>	Stable and aligned UpTrend about 1,6% in weekly progression. Take a Long Position with a Tactical Adjustment on portfolio composition from 19% to 17%.
<b>BGOV_GERM_BUND</b>	Stable and aligned UpTrend about 1% in weekly progression. Take a Long Position with a Tactical Adjustment on portfolio composition from 1% to 10%.
<b>BGOV_UK_GILT</b>	Unstable UpTrend about 2% in weekly progression. Take a Long Position with a Tactical Adjustment on portfolio composition from 3% to 17%.
<b>BGOV_USA_Treasury</b>	Stable UpTrend about 0,5% in weekly progression. Take a Long Position with a Tactical Adjustment on portfolio composition from -3% to 4%.
<b>BGOV_Emerg_Mrkt_Loc</b>	Stable and aligned DownTrend about -0,4% in weekly progression. Take a Short Position with a Tactical Adjustment on portfolio composition from 9% to -26%.
<b>BOND_Corp_Europa</b>	Stable and aligned UpTrend
<b>BOND_Corp_Usa</b>	Unstable UpTrend about 1,3% in weekly progression. Take a Long Position with a Tactical Adjustment on portfolio composition from -10% to 10%.
<b>BOND_Corp_Emerg</b>	Stable and aligned DownTrend about -2,7% in weekly progression. Take a Short Position with a Tactical Adjustment on portfolio composition from -26% to -22%.
<b>BOND_High_Yeld_GL</b>	Stable UpTrend Take a Long Position with a Tactical Adjustment on portfolio composition from 76% to 23%.

© MarketTiming Research (ALL RIGHTS REDERVED)

MarketTiming Selection for the week of 21/9/2020

This Report is a representative study of markets stance and does not constitute an investment advisory service.



**MARKET SELECTION ARCHIVE 2020**

All published informations represents an analytical and exemplary study of markets and financial instruments and do not represent advice or solicitation of investments or public savings. Reports, articles and all contents of MarkeTiming.eu site are protected by the author's reserved rights. In Trading Capital is at risk!

MARKET	SELECTION			weekly outlook		TREND STABILITY			PRIMARY TREND			VOLATILITY STANCE		
	Stability	Trend	Return Risk	Dynamic	Timing Power	LONG TERM	MEDIUM TERM	SHORT TERM	04/set	11/set	18/set	04/set		
<b>Stocks</b>														
FTSE_MIB_(ITALY)		-3%			-43%	-1,7%	1,4%	0,1%	-0,9%	-2,3%	2,2%	-1,5%	-5,8%	-4,4%
CAC_40_(FRANCE)		7%			-47%	-0,9%	2,2%	0,6%	1,7%	-0,8%	1,4%	-1,1%	4,7%	-4,7%
DAX_(GERMANY)	28%	10%	33%			8,6%	5,1%	0,7%	2,6%	-1,5%	2,8%	-0,7%	5,3%	-5,3%
FTSE_100_(UK)						-5,2%	-1,1%	1,2%	-0,1%	-2,8%	4,0%	-0,4%	6,5%	-4,3%
Dow_Jones_Ind_Av_(USA)		-3%			-10%	6,3%	4,5%	-0,8%	-0,7%	-1,8%	-1,7%	0,2%	-6,2%	-5,3%
Nasdaq_100_(USA)		-21%			-18%	17,4%	5,5%	-3,2%	-5,2%	-3,1%	-4,6%	-1,2%	-14,2%	-10,6%
Nikkei_225_(JAPAN)	23%	8%	31%		10%	6,9%	3,8%	0,7%	1,9%	1,4%	0,9%	-0,2%	4,2%	2,3%
Hang_Seng_(HONG KONG)														
Shanghai_Comp_(CHINA)		-10%	-11%		-38%	-3,2%	-0,7%	-1,2%	-1,3%	-1,4%	-2,8%	-0,2%	-6,5%	-5,4%
BSE_Sensex_(INDIA)		-5%			14%	8,2%	3,3%	-1,4%	-1,3%	-1,4%	-2,8%	2,4%	-6,6%	-3,3%
BSE_Sensex_(INDIA)	30%	4%			-20%	7,4%	7,6%	0,5%	1,1%	-2,8%	1,3%	0,0%	5,3%	-4,5%
RTSI_(RUSSIA)		-9%	-11%			-3,5%	-0,8%	-0,1%	-2,6%	-3,6%	0,2%	0,5%	-8,4%	-5,6%
Ibovespa_(BRAZIL)		17%	36%			-20,1%	-2,8%	1,0%	4,3%	5,1%	-2,1%	2,5%	8,4%	8,0%
<b>Currency &amp; Comodity</b>														
EUR/USD			17%			5,5%	2,9%	0,0%	0,4%	-0,5%	0,0%	0,1%	2,3%	-1,9%
Gold	80%		10%		-43%	13,9%	5,7%	0,4%	0,5%	-1,6%	0,5%	0,4%	4,7%	-4,0%
Crude_Oil_WTI		-20%	-17%	-15%	54%	-1,8%	-0,3%	-2,8%	-3,2%	-8,1%	-5,4%	9,6%	-18,6%	-9,9%
Natural_Gas						14,0%	11,1%	-9,0%	-15,1%	-3,0%	-12,6%	-8,0%	-32,3%	-9,9%
Agriculture		-83%	-41%		-57%	0,1%	-0,9%	0,1%	-0,4%	1,0%	-0,4%	-0,1%	-2,2%	2,2%
<b>Bond</b>														
BGOV_ITA_BTP	38%	2%			1%	2,9%	1,9%	0,5%	0,3%	0,1%	0,3%	0,5%	1,5%	1,1%
BGOV_GERM_BUND	6%	-2%				0,3%	0,2%	0,2%	-0,3%	0,6%	0,0%	0,0%	-1,1%	1,1%

**MARKET SELECTION ARCHIVE 2020**

All published informations represents an analytical and exemplary study of markets and financial instruments and do not represent advice or solicitation of investments or public savings. Reports, articles and all contents of MarkeTiming.eu site are protected by the author's reserved rights. In Trading Capital is at risk!

BGOV_UK_GILT		4%		29%	-7%	1.0%	-0.5%	0.7%		0.5%	0.8%	1.2%	-0.2%		3.1%	2.2%
BGOV_USA_Treasury		-3%		-34%		1.7%	-0.1%	0.1%		-0.4%	0.1%	0.3%	-0.2%		-1.0%	0.9%
BGOV_Emerg_Mrkt_Loc		9%				-5.0%	-2.2%	0.8%		1.3%	0.5%	-0.2%	0.8%		2.7%	1.7%
BOND_Corp_Europa		20%	1%	15%	4%	1.5%	1.1%	0.2%		0.1%	0.1%	0.2%	0.2%		0.8%	0.7%
BOND_Corp_Usa		-10%		12%		-1.8%	-2.3%	0.1%		-1.5%	1.5%	-0.4%	-0.5%		-2.9%	-2.8%
BOND_Corp_Emerg		-37%	-16%	-10%	-67%	-3.8%	-0.6%	-0.7%		-2.3%	0.2%	-0.1%	-2.3%		-3.4%	1.6%
BOND_High_Yeld_GL		52%	100%		21%	-1.4%	4.6%	1.8%		7.5%	1.3%	1.3%	2.2%		7.5%	2.2%

© MarkeTiming Research (ALL RIGHTS REDERVED)

**MarketTiming Selection for the week of 21/9/2020**

Stocks	
FTSE_MIB_(ITALY)	Unstable DownTrend about -0,8% in weekly progression. Take a Short Position with a Tactical Adjustment on portfolio composition from -4% to -3%.
CAC_40_(FRANCE)	Unstable UpTrend Take a Long Position with a Tactical Adjustment on portfolio composition from 5% to 6%.
DAX_(GERMANY)	Stable and aligned UpTrend Take a Long Position with a Tactical Adjustment on portfolio composition from 17% to 23%.
FTSE_100_(UK)	Stable and aligned DownTrend about 0% in weekly progression.
Dow_Jones_Ind_Av_(USA)	Unstable DownTrend about -0,7% in weekly mitigation. Take a Short Position with a Tactical Adjustment on portfolio composition from -3% to -2%.
Nasdaq_100_(USA)	Unstable DownTrend about -5,2% in weekly progression. Bearish suppot under 10769. Increasing Volatility stance in a range of -6,4% (risk weight). Take a Short Position with a Tactical Adjustment on portfolio composition from -2% to -20%.
Nikkei_225_(JAPAN)	Stable and aligned UpTrend Take a Long Position with a Tactical Adjustment on portfolio composition from 17% to 20%.
Hang_Seng_(HONG KONG)	Stable DownTrend about -2,6% in weekly progression. Bearish suppot under 24250. Increasing Volatility stance in a range of -2,3% (risk weight). Take a Short Position with a Tactical Adjustment on portfolio composition from -14% to -10%.
Shanghai_Comp_(CHINA)	Unstable DownTrend about -1,2% in weekly mitigation. Take a Short Position with a Tactical Adjustment on portfolio composition from -15% to -5%.
BSE_Sensex_(INDIA)	Stable UpTrend Take a Long Position with a Tactical Adjustment on portfolio composition from 15% to 17%.
RTSI_(RUSSIA)	Stable and aligned DownTrend about -2,6% in weekly mitigation. Take a Short Position with a Tactical Adjustment on portfolio composition from -27% to -9%.
Ibovespa_(BRAZIL)	Unstable UpTrend about 4,3% in weekly progression. Bullish resistance over 16195. Increasing Volatility stance in a range of 3,6% (risk weight). Take a Long Position with a Tactical Adjustment on portfolio composition from -2% to 26%.
Currency & Comodity	
EUR/USD	Stable and aligned UpTrend about 0,4% in weekly progression. Bearish suppot under 1. Increasing Volatility stance in a range of 1,3% (risk weight). Take a Long Position with a Tactical Adjustment on portfolio composition from 0% to 16%.
Gold	Stable and aligned UpTrend about 0,5% in weekly progression. Bullish resistance over 1981. Increasing Volatility stance in a range of 2,1% (risk weight). Take a Long Position with a Tactical Adjustment on portfolio composition from -3% to 45%.

**MARKET SELECTION ARCHIVE 2020**

All published informations represents an analytical and exemplary study of markets and financial instruments and do not represent advice or solicitation of investments or public savings. Reports, articles and all contents of MarketTiming.eu site are protected by the author's reserved rights. In Trading Capital is at risk!

Crude_Oil_WTI	Stable DownTrend about -3,1% in weekly mitigation. Take a Short Position with a Tactical Adjustment on portfolio composition from -80% to -17%.
Natural_Gas	Unstable DownTrend about -15% in weekly progression. Bullish resistance over 2. Increasing Volatility stance in a range of -20,5% (risk weight). Take a Short Position with a Tactical Adjustment on portfolio composition from -22% to -61%.
Agriculture	Unstable DownTrend about -0,4% in weekly progression. Take a Short Position with a Tactical Adjustment on portfolio composition from 11% to -17%.
Bond	
BGOV_ITA_BTP	Stable and aligned UpTrend about 0,2% in weekly progression. Take a Long Position with a Tactical Adjustment on portfolio composition from 0% to 19%.
BGOV_GERM_BUND	Unstable DownTrend about -0,2% in weekly mitigation. Take a Long Position with a Tactical Adjustment on portfolio composition from 4% to 1%.
BGOV_UK_GILT	Unstable UpTrend Take a Long Position with a Tactical Adjustment on portfolio composition from 12% to 3%.
BGOV_USA_Treasury	Unstable DownTrend about -0,4% in weekly progression. Take a Short Position with a Tactical Adjustment on portfolio composition from 0% to -3%.
BGOV_Emerg_Mrkt_Loc	Unstable UpTrend about 1,3% in weekly progression. Take a Long Position with a Tactical Adjustment on portfolio composition from 0% to 9%.
BOND_Corp_Europa	Stable and aligned UpTrend about 0,1% in weekly progression. Take a Long Position with a Tactical Adjustment on portfolio composition from 35% to 10%.
BOND_Corp_Usa	Unstable DownTrend about -1,4% in weekly progression. Take a Short Position with a Tactical Adjustment on portfolio composition from -59% to -10%.
BOND_Corp_Emerg	Stable DownTrend about -2,3% in weekly progression. Take a Short Position with a Tactical Adjustment on portfolio composition from 6% to -26%.
BOND_High_Yeld_GL	Unstable UpTrend about 7,4% in weekly progression. Take a Long Position with a Tactical Adjustment on portfolio composition from 88% to 76%.

© MarketTiming Research (ALL RIGHTS REDERVED)

MarketTiming Selection for the week of 14/9/2020

This Report is a representative study of markets stance and does not constitute an investment advisory service.

MARKET	SELECTION			weekly outlook		TREND STABILITY			PRIMARY TREND			VOLATILITY STANCE		
	Stability	Trend	Return Risk	Dynamic	Timing Power	LONG TERM	MEDIUM TERM	SHORT TERM	28/ago	04/set	11/set	28/ago		
FTSE_MIB_(ITALY)		-4%		-17%		-2,7%	1,5%	-0,6%	-1,0%	0,7%	-2,3%	2,2%	-5,8%	-3,4%
CAC_40_(FRANCE)		6%				-1,7%	2,4%	0,6%	1,4%	2,2%	-0,8%	1,4%	5,8%	2,5%
DAX_(GERMANY)	27%	10%	16%			7,9%	5,5%	0,7%	2,3%	1,9%	-1,5%	2,8%	6,3%	2,2%
FTSE_100_(UK)	-19%	-4%			26%	-7,2%	-2,5%	-0,5%	-1,0%	-0,8%	-2,8%	4,0%	-6,5%	-3,5%

**MARKET SELECTION ARCHIVE 2020**

All published informations represents an analytical and exemplary study of markets and financial instruments and do not represent advice or solicitation of investments or public savings. Reports, articles and all contents of MarketTiming.eu site are protected by the author's reserved rights. In Trading Capital is at risk!

Dow_Jones_Ind_Av_(USA)			-4%			-24%	6,0%	5,1%	-1,0%			-1,0%	2,6%	-1,8%	-1,7%			-6,2%	2,4%	
Nasdaq_100_(USA)			-3%			-31%	19,2%	7,5%	-2,8%			-0,7%	3,8%	-3,1%	-4,6%			-12,7%	4,3%	
Nikkei_225_(JAPAN)	18%					6%	5,7%	3,5%	0,1%			0,5%	-0,2%	1,4%	0,9%			4,2%	-3,6%	
Hang_Seng_(HONG KONG)																				
Shanghai_Comp_(CHINA)																				
BSE_Sensex_(INDIA)																				
RTSI_(RUSSIA)																				
Ibovespa_(BRAZIL)																				
<b>Currency &amp; Comodity</b>																				
EUR/USD							20%						0,0%	0,9%	-0,5%	0,0%			2,2%	1,2%
Gold																				
Crude_Oil_WTI																				
Natural_Gas																				
Agriculture																				
<b>Bond</b>																				
BGOV_ITA_BTP																				
BGOV_GERM_BUND																				
BGOV_UK_GILT																				
BGOV_USA_Treasury																				
BGOV_Emerg_Mrkt_Loc																				
BOND_Corp_Europa																				
BOND_Corp_Usa																				
BOND_Corp_Emerg																				
BOND_High_Yeld_GL																				

**MARKET SELECTION ARCHIVE 2020**

All published informations represents an analytical and exemplary study of markets and financial instruments and do not represent advice or solicitation of investments or public savings. Reports, articles and all contents of MarketTiming.eu site are protected by the author's reserved rights. In Trading Capital is at risk!

MarketTiming Selection for the week of 14/9/2020	
Stocks	
<b>FTSE_MIB_(ITALY)</b>	Unstable DownTrend about -1% in weekly mitigation. Take a Short Position with a Tactical Adjustment on portfolio composition from -2% to -4%.
<b>CAC_40_(FRANCE)</b>	Unstable UpTrend about 1,4% in weekly progression. Bullish resistance over 5064. Increasing Volatility stance in a range of 2,5% (risk weight). Take a Long Position with a Tactical Adjustment on portfolio composition from 6% to 5%.
<b>DAX_(GERMANY)</b>	Stable and aligned UpTrend about 2,3% in weekly progression. Take a Long Position with a Tactical Adjustment on portfolio composition from 7% to 17%.
<b>FTSE_100_(UK)</b>	Stable and aligned DownTrend about -0,9% in weekly mitigation. Take a Short Position with a Tactical Adjustment on portfolio composition from -12% to -11%.
<b>Dow_Jones_Ind_Av_(USA)</b>	Unstable DownTrend about -0,9% in weekly progression. Take a Short Position with a Tactical Adjustment on portfolio composition from 11% to -3%.
<b>Nasdaq_100_(USA)</b>	Unstable DownTrend about -0,6% in weekly progression. Take a Short Position with a Tactical Adjustment on portfolio composition from 24% to -2%.
<b>Nikkei_225_(JAPAN)</b>	Stable and aligned UpTrend about 0,5% in weekly progression. Take a Long Position with a Tactical Adjustment on portfolio composition from 41% to 17%.
<b>Hang_Seng_(HONG KONG)</b>	Stable DownTrend about -2,6% in weekly progression. Bullish resistance over 24908. Increasing Volatility stance in a range of -2,8% (risk weight). Take a Short Position with a Tactical Adjustment on portfolio composition from 2% to -14%.
<b>Shanghai_Comp_(CHINA)</b>	Unstable DownTrend about -2,9% in weekly progression. Bullish resistance over 3368. Increasing Volatility stance in a range of -4,4% (risk weight). Take a Short Position with a Tactical Adjustment on portfolio composition from 14% to -15%.
<b>BSE_Sensex_(INDIA)</b>	Unstable UpTrend about 2,5% in weekly progression. Bullish resistance over 38978. Increasing Volatility stance in a range of 2,6% (risk weight). Take a Long Position with a Tactical Adjustment on portfolio composition from 7% to 15%.
<b>RTSI_(RUSSIA)</b>	Stable DownTrend about -7,6% in weekly mitigation. Take a Short Position with a Tactical Adjustment on portfolio composition from -15% to -27%.
<b>Ibovespa_(BRAZIL)</b>	Stable and aligned DownTrend about -0,7% in weekly progression. Take a Short Position with a Tactical Adjustment on portfolio composition from -7% to -2%.
Currency & Comodity	
<b>EUR/USD</b>	
<b>Gold</b>	Unstable DownTrend about -0,2% in weekly mitigation. Take a Short Position with a Tactical Adjustment on portfolio composition from -11% to -3%.
<b>Crude_Oil_WTI</b>	Stable DownTrend about -11,5% in weekly progression. Bullish resistance over 39. Increasing Volatility stance in a range of -8,7% (risk weight). Take a Short Position with a Tactical Adjustment on portfolio composition from -24% to -80%.
<b>Natural_Gas</b>	Unstable DownTrend about -3,8% in weekly progression. Take a Short Position with a Tactical Adjustment on portfolio composition from 53% to -22%.
<b>Agriculture</b>	Unstable UpTrend Take a Long Position with a Tactical Adjustment on portfolio composition from -1% to 11%.
Bond	
<b>BGOV_ITA_BTP</b>	Stable and aligned UpTrend about 0% in weekly progression.
<b>BGOV_GERM_BUND</b>	Stable UpTrend about 0,3% in weekly progression. Take a Long Position with a Tactical Adjustment on portfolio composition from 0% to 4%.
<b>BGOV_UK_GILT</b>	Unstable UpTrend about 0,9% in weekly progression. Take a Long Position with a Tactical Adjustment on portfolio composition from -12% to 12%.
<b>BGOV_USA_Treasury</b>	Unstable UpTrend about 0,2% in weekly progression.
<b>BGOV_Emerg_Mrkt_Loc</b>	Unstable UpTrend

**MARKET SELECTION ARCHIVE 2020**

All published informations represents an analytical and exemplary study of markets and financial instruments and do not represent advice or solicitation of investments or public savings. Reports, articles and all contents of MarketTiming.eu site are protected by the author's reserved rights. In Trading Capital is at risk!

<b>BOND_Corp_Europa</b>	Stable and aligned UpTrend about 0,3% in weekly progression. Take a Long Position with a Tactical Adjustment on portfolio composition from 33% to 35%.
<b>BOND_Corp_Usa</b>	Stable DownTrend about -0,2% in weekly progression. Take a Short Position with a Tactical Adjustment on portfolio composition from -42% to -59%.
<b>BOND_Corp_Emerg</b>	Unstable UpTrend Take a Long Position with a Tactical Adjustment on portfolio composition from 0% to 6%.
<b>BOND_High_Yeld_GL</b>	Unstable UpTrend about 5,8% in weekly progression. Take a Long Position with a Tactical Adjustment on portfolio composition from 54% to 88%.

© MarketTiming Research (ALL RIGHTS REDERVED)

MarketTiming Selection for the week of 7/9/2020

This Report is a representative study of markets stance and does not constitute an investment advisory service.

MARKET	SELECTION			weekly outlook		TREND STABILITY			PRIMARY TREND			VOLATILITY STANCE		
	Stability	Trend	Return Risk	Dynamic	Timing Power	LONG TERM	MEDIUM TERM	SHORT TERM	21/ago	28/ago	04/set	21/ago		
Stocks														
FTSE_MIB_(ITALY)		-2%		-11%	-27%	-2,9%	2,5%	-0,9%						
CAC_40_(FRANCE)		6%		-9%		-2,5%	2,6%	0,3%						
DAX_(GERMANY)	10%	5%				7,5%	6,3%	0,7%						
FTSE_100_(UK)	-10%	-15%		-9%		-8,5%	-3,2%	-2,1%						
Dow_Jones_Ind_Av_(USA)	13%	10%				8,7%	8,7%	1,5%						
Nasdaq_100_(USA)	33%	17%		-14%	-14%	27,9%	15,9%	3,8%						
Nikkei_225_(JAPAN)	8%	15%	100%			6,1%	4,8%	0,8%						
Hang_Seng_(HONG KONG)		3%		-26%	-32%	-1,6%	1,5%	-0,3%						
Shanghai_Comp_(CHINA)	15%					12,5%	8,2%	0,4%						
BSE_Sensex_(INDIA)	12%	3%		-30%	-27%	6,8%	9,7%	0,8%						
RTSI_(RUSSIA)		-16%				-3,5%	1,0%	-2,2%						
Ibovespa_(BRAZIL)		-8%				-22,8%	-7,4%	0,3%						
Currency & Comodity														

**MARKET SELECTION ARCHIVE 2020**

All published informations represents an analytical and exemplary study of markets and financial instruments and do not represent advice or solicitation of investments or public savings. Reports, articles and all contents of MarketTiming.eu site are protected by the author's reserved rights. In Trading Capital is at risk!

EUR/USD	11%			-11%		6,3%	4,3%	0,4%		0,4%	-0,4%	0,9%	-0,5%		2,3%	-1,8%
Gold	22%	-19%	-37%	-12%	-6%	15,4%	7,1%	0,1%		-4,5%	-0,3%	1,3%	-1,6%		-7,2%	-5,4%
Crude_Oil_WTI		-20%	-29%	-35%	-94%	2,4%	10,6%	-0,9%		-4,9%	0,2%	1,5%	-8,1%		-10,3%	4,1%
Natural_Gas	65%	61%	34%			30,6%	31,0%	4,3%		14,6%	4,1%	8,9%	-3,0%		26,3%	7,5%
Agriculture	-2%			42%		-0,1%	-1,3%	-0,1%		0,1%	0,6%	-1,0%	1,0%		-2,2%	1,8%
<b>Bond</b>																
BGOV_ITA_BTP		-4%		-19%		2,4%	2,0%	-0,1%		-0,5%	0,3%	-0,6%	0,1%		-1,3%	0,6%
BGOV_GERM_BUND				9%	33%	0,0%	-0,2%	-0,1%		-0,4%	0,7%	-0,9%	0,6%		-1,5%	0,7%
BGOV_UK_GILT		-12%			4%	0,2%	-1,8%	-0,3%		-1,6%	0,2%	-1,2%	0,8%		-3,7%	1,2%
BGOV_USA_Treasury		-8%	-47%		-22%	2,0%	-0,1%	-0,1%		-1,1%	0,5%	-0,6%	0,1%		-1,5%	0,4%
BGOV_Emerg_Mrkt_Loc						-6,3%	-3,2%	0,4%		0,2%	-0,3%	0,1%	0,5%		2,2%	-1,2%
BOND_Corp_Europa	34%				-35%	1,3%	1,2%	0,0%		-0,2%	0,4%	-0,3%	0,1%		-0,7%	0,5%
BOND_Corp_Usa	-66%	-19%		14%		-1,9%	-2,6%	-0,4%		-2,5%	0,8%	-2,1%	1,5%		-4,9%	2,1%
BOND_Corp_Emerg				-15%	-6%	-3,5%	0,8%	0,3%		-0,2%	0,5%	-0,1%	0,2%		-2,0%	1,2%
BOND_High_Yeld_GL		56%	53%	-43%		-3,6%	2,8%	3,1%		7,4%	0,7%	2,6%	1,3%		8,7%	1,6%

© MarketTiming Research (ALL RIGHTS REDERVED)

MarketTiming Selection for the week of 7/9/2020

**Stocks**

**FTSE\_MIB\_(ITALY)**

Unstable DownTrend about -0,6% in weekly progression. Take a Short Position with a Tactical Adjustment on portfolio composition from 0% to -2%.

**CAC\_40\_(FRANCE)**

Unstable UpTrend Take a Long Position with a Tactical Adjustment on portfolio composition from 8% to 6%.

**DAX\_(GERMANY)**

Stable and aligned UpTrend Take a Long Position with a Tactical Adjustment on portfolio composition from 10% to 7%.

**FTSE\_100\_(UK)**

Stable and aligned DownTrend about -3,8% in weekly progression. Bullish resistance over 6033. Increasing Volatility stance in a range of -4,2% (risk weight). Take a Short Position with a Tactical Adjustment on portfolio composition from -5% to -12%.

**Dow\_Jones\_Ind\_Av\_(USA)**

Stable and aligned UpTrend Take a Long Position with a Tactical Adjustment on portfolio composition from 43% to 11%.

**Nasdaq\_100\_(USA)**

Stable and aligned UpTrend Take a Long Position with a Tactical Adjustment on portfolio composition from 24% to 24%.

**Nikkei\_225\_(JAPAN)**

Stable and aligned UpTrend about 3,9% in weekly progression. Bullish resistance over 23580. Increasing Volatility stance in a range of 2,2% (risk weight). Take a Long Position with a Tactical Adjustment on portfolio composition from 9% to 41%.

## MARKET SELECTION ARCHIVE 2020

All published informations represents an analytical and exemplary study of markets and financial instruments and do not represent advice or solicitation of investments or public savings. Reports, articles and all contents of MarketTiming.eu site are protected by the author's reserved rights. In Trading Capital is at risk!

<b>Hang_Seng_(HONG KONG)</b>	Unstable UpTrend Take a Long Position with a Tactical Adjustment on portfolio composition from 0% to 2%.
<b>Shanghai_Comp_(CHINA)</b>	Stable and aligned UpTrend Take a Long Position with a Tactical Adjustment on portfolio composition from 0% to 14%.
<b>BSE_Sensex_(INDIA)</b>	Stable UpTrend Take a Long Position with a Tactical Adjustment on portfolio composition from 10% to 7%.
<b>RTSI_(RUSSIA)</b>	Unstable DownTrend about -4% in weekly progression. Bullish resistance over 1286. Increasing Volatility stance in a range of -5,6% (risk weight). Take a Short Position with a Tactical Adjustment on portfolio composition from 0% to -15%.
<b>Ibovespa_(BRAZIL)</b>	Stable and aligned DownTrend about -1,9% in weekly mitigation. Take a Short Position with a Tactical Adjustment on portfolio composition from -22% to -7%.
<b>Currency &amp; Comodity</b>	
<b>EUR/USD</b>	Stable and aligned UpTrend Take a Long Position with a Tactical Adjustment on portfolio composition from 0% to 10%.
<b>Gold</b>	Unstable DownTrend about -4,4% in weekly progression. Bullish resistance over 2000. Increasing Volatility stance in a range of -3,9% (risk weight). Take a Short Position with a Tactical Adjustment on portfolio composition from 0% to -11%.
<b>Crude_Oil_WTI</b>	Unstable DownTrend about -4,8% in weekly progression. Take a Short Position with a Tactical Adjustment on portfolio composition from 16% to -24%.
<b>Natural_Gas</b>	Stable UpTrend Take a Long Position with a Tactical Adjustment on portfolio composition from 88% to 53%.
<b>Agriculture</b>	Unstable UpTrend about 0,1% in weekly progression. Take a Short Position with a Tactical Adjustment on portfolio composition from 0% to -1%.
<b>Bond</b>	
<b>BGOV_ITA_BTP</b>	Unstable DownTrend about -0,5% in weekly mitigation. Take a Short Position with a Tactical Adjustment on portfolio composition from 0% to -4%.
<b>BGOV_GERM_BUND</b>	Unstable DownTrend about -0,3% in weekly mitigation.
<b>BGOV_UK_GILT</b>	Unstable DownTrend about -1,6% in weekly mitigation. Take a Short Position with a Tactical Adjustment on portfolio composition from -20% to -12%.
<b>BGOV_USA_Treasury</b>	Unstable DownTrend about -1% in weekly mitigation. Take a Short Position with a Tactical Adjustment on portfolio composition from -17% to -27%.
<b>BGOV_Emerg_Mrkt_Loc</b>	Unstable UpTrend about 0,2% in weekly progression.
<b>BOND_Corp_Europa</b>	Unstable DownTrend about -0,1% in weekly mitigation. Take a Long Position with a Tactical Adjustment on portfolio composition from 0% to 33%.
<b>BOND_Corp_Usa</b>	Stable DownTrend about -2,4% in weekly mitigation. Take a Short Position with a Tactical Adjustment on portfolio composition from -23% to -42%.
<b>BOND_Corp_Emerg</b>	Unstable DownTrend about -0,1% in weekly mitigation.
<b>BOND_High_Yield_GL</b>	Unstable UpTrend about 7,3% in weekly progression. Take a Long Position with a Tactical Adjustment on portfolio composition from 24% to 54%.

© MarketTiming Research (ALL RIGHTS REDERVED)

MarketTiming Selection for the week of 31/8/2020

This Report is a representative study of markets stance and does not constitute an investment advisory service.



**MARKET SELECTION ARCHIVE 2020**

All published informations represents an analytical and exemplary study of markets and financial instruments and do not represent advice or solicitation of investments or public savings. Reports, articles and all contents of MarketTiming.eu site are protected by the author's reserved rights. In Trading Capital is at risk!

MARKET	SELECTION			weekly outlook		TREND STABILITY			PRIMARY TREND			trend evolution			VOLATILITY STANCE		
	Stability	Trend	Return Risk	Dynamic	Timing Power	LONG TERM	MEDIUM TERM	SHORT TERM	14/ago	21/ago	28/ago	14/ago	21/ago	28/ago	14/ago	21/ago	
Stocks																	
FTSE_MIB_(ITALY)						-10%			-1.9%	4.6%	0.7%	3.9%	2.6%	-1.7%	0.7%	7.6%	5.0%
CAC_40_(FRANCE)		9%							-2.7%	3.4%	1.0%	4.6%	1.5%	-1.3%	2.2%	6.7%	4.3%
DAX_(GERMANY)	10%	11%			6%				7.6%	7.5%	1.6%	5.8%	1.8%	-0.9%	1.9%	6.6%	3.8%
FTSE_100_(UK)	-5%				-2%				-7.0%	-1.2%	-0.6%	1.1%	1.0%	-1.3%	-0.8%	7.2%	4.3%
Dow_Jones_Ind_Av_(USA)	12%	18%	100%						8.0%	8.9%	2.1%	9.0%	1.8%	0.0%	2.6%	7.9%	2.4%
Nasdaq_100_(USA)	29%	21%							26.8%	15.7%	4.0%	10.5%	0.2%	3.5%	3.8%	10.4%	3.7%
Nikkei_225_(JAPAN)	8%	11%				-48%	-13%		5.7%	5.3%	1.3%	5.4%	4.3%	-1.6%	-0.2%	6.6%	4.9%
Hang_Seng_(HONG KONG)						16%			-0.4%	3.1%	1.4%	3.4%	2.7%	-0.3%	1.2%	6.3%	4.9%
Shanghai_Comp_(CHINA)					71%				12.1%	8.4%	-0.2%	2.8%	0.2%	0.6%	0.7%	5.7%	4.3%
BSE_Sensex_(INDIA)	12%	10%							7.0%	11.1%	1.8%	4.9%	-0.4%	1.5%	2.7%	6.9%	-2.3%
RTSI_(RUSSIA)									-2.3%	3.2%	-1.1%	2.5%	4.1%	-4.7%	0.3%	7.8%	4.6%
Ibovespa_(BRAZIL)	-24%	-21%				27%			-25.1%	-10.8%	-2.9%	-10.9%	-3.3%	-2.4%	-1.1%	-12.6%	-5.9%
Currency & Comodity																	
EUR/USD						23%	68%		5.9%	4.3%	0.0%	1.0%	0.5%	-0.4%	0.9%	2.1%	1.0%
Gold						30%	-9%		15.2%	7.0%	-1.7%	0.3%	-3.8%	-0.3%	1.3%	-8.5%	-6.6%
Crude_Oil_WTI	21%	12%							3.7%	17.6%	1.4%	6.5%	1.8%	0.2%	1.5%	9.8%	4.0%
Natural_Gas	79%	88%	100%		5%				35.0%	37.9%	12.0%	47.4%	4.1%	4.1%	8.9%	37.1%	13.0%
Agriculture						47%	-17%		0.0%	-1.3%	-0.1%	0.5%	-0.6%	0.6%	-1.0%	-2.0%	-0.9%
Bond																	
BGOV_ITA_BTP						-26%	-31%		2.4%	2.2%	-0.2%	0.0%	-0.3%	0.3%	-0.6%	-1.1%	-0.9%
BGOV_GERM_BUND		-8%	-22%			-33%	-26%		0.0%	-0.2%	-0.4%	-1.2%	-0.8%	0.7%	-0.9%	-1.5%	-1.1%

**MARKET SELECTION ARCHIVE 2020**

All published informations represents an analytical and exemplary study of markets and financial instruments and do not represent advice or solicitation of investments or public savings. Reports, articles and all contents of MarkeTiming.eu site are protected by the author's reserved rights. In Trading Capital is at risk!



© MarkeTiming Research (ALL RIGHTS REDERVED)

**MarketTiming Selection for the week of 31/8/2020**

Category	Market Index	Analysis
Stocks	FTSE_MIB_(ITALY)	Unstable UpTrend about 3,9% in weekly progression. Bearish suppot under 19686. Increasing Volatility stance in a range of -3,3% (risk weight).
	CAC_40_(FRANCE)	Unstable UpTrend about 4,5% in weekly progression. Bullish resistance over 5073. Increasing Volatility stance in a range of 2,4% (risk weight). Take a Long Position with a Tactical Adjustment on portfolio composition from -3% to 8%.
	DAX_(GERMANY)	Stable and aligned UpTrend about 5,8% in weekly progression. Bullish resistance over 13218. Increasing Volatility stance in a range of 2,2% (risk weight). Take a Long Position with a Tactical Adjustment on portfolio composition from 8% to 10%.
	FTSE_100_(UK)	Unstable UpTrend Take a Short Position with a Tactical Adjustment on portfolio composition from -4% to -5%.
	Dow_Jones_Ind_Av_(USA)	Stable UpTrend about 9% in weekly progression. Bullish resistance over 28733. Increasing Volatility stance in a range of 2,4% (risk weight). Take a Long Position with a Tactical Adjustment on portfolio composition from 12% to 43%.
	Nasdaq_100_(USA)	Stable and aligned UpTrend about 10,5% in weekly progression. Bullish resistance over 12047. Increasing Volatility stance in a range of 4,3% (risk weight). Take a Long Position with a Tactical Adjustment on portfolio composition from 50% to 24%.
	Nikkei_225_(JAPAN)	Stable and aligned UpTrend Take a Long Position with a Tactical Adjustment on portfolio composition from 7% to 9%.
	Hang_Seng_(HONG KONG)	Unstable UpTrend about 3,3% in weekly progression. Bullish resistance over 25749. Increasing Volatility stance in a range of 2,2% (risk weight).
	Shanghai_Comp_(CHINA)	Stable and aligned UpTrend about 2,8% in weekly progression. Bearish suppot under 3312. Increasing Volatility stance in a range of 2,8% (risk weight).
	BSE_Sensex_(INDIA)	Stable UpTrend about 4,9% in weekly progression. Bullish resistance over 39579. Increasing Volatility stance in a range of 2,6% (risk weight). Take a Long Position with a Tactical Adjustment on portfolio composition from 9% to 10%.
Currency & Comodity	RTSI_(RUSSIA)	Unstable UpTrend about 2,5% in weekly progression. Bearish suppot under 1254. Increasing Volatility stance in a range of -2,6% (risk weight).
	Ibovespa_(BRAZIL)	Stable and aligned DownTrend about -10,9% in weekly progression. Bearish suppot under 15110. Increasing Volatility stance in a range of -4,1% (risk weight). Take a Short Position with a Tactical Adjustment on portfolio composition from -23% to -22%.
	EUR/USD	Stable and aligned UpTrend about 0,9% in weekly progression. Bullish resistance over 1. Increasing Volatility stance in a range of 1,2% (risk weight).
Gold	Stable and aligned UpTrend about 0,2% in weekly progression.	

**MARKET SELECTION ARCHIVE 2020**

All published informations represents an analytical and exemplary study of markets and financial instruments and do not represent advice or solicitation of investments or public savings. Reports, articles and all contents of MarketTiming.eu site are protected by the author's reserved rights. In Trading Capital is at risk!

Crude_Oil_WTI	Stable UpTrend about 6,4% in weekly progression. Bearish support under 42. Increasing Volatility stance in a range of 3,5% (risk weight). Take a Long Position with a Tactical Adjustment on portfolio composition from 15% to 16%.
Natural_Gas	Stable UpTrend about 47,3% in weekly progression. Bearish support under 2. Reducing Volatility stance in a range of 8,4% (risk weight). Take a Long Position with a Tactical Adjustment on portfolio composition from 82% to 88%.
Agriculture	Unstable UpTrend
Bond	
BGOV_ITA_BTP	Stable and aligned UpTrend
BGOV_GERM_BUND	Unstable DownTrend about -1,1% in weekly progression. Take a Short Position with a Tactical Adjustment on portfolio composition from 0% to -15%.
BGOV_UK_GILT	Unstable DownTrend about -3% in weekly progression. Take a Short Position with a Tactical Adjustment on portfolio composition from -16% to -20%.
BGOV_USA_Treasury	Unstable DownTrend about -1,4% in weekly progression. Take a Short Position with a Tactical Adjustment on portfolio composition from -7% to -17%.
BGOV_Emerg_Mrkt_Loc	Stable and aligned DownTrend about -1,1% in weekly mitigation. Take a Short Position with a Tactical Adjustment on portfolio composition from -41% to -37%.
BOND_Corp_Europa	Unstable UpTrend
BOND_Corp_Usa	Stable DownTrend about -2,9% in weekly progression. Take a Short Position with a Tactical Adjustment on portfolio composition from -26% to -23%.
BOND_Corp_Emerg	Unstable UpTrend
BOND_High_Yeld_GL	Unstable UpTrend about 4,2% in weekly progression. Take a Long Position with a Tactical Adjustment on portfolio composition from 0% to 24%.

© MarketTiming Research (ALL RIGHTS REDERVED)

MarketTiming Selection for the week of 24/8/2020

This Report is a representative study of markets stance and does not constitute an investment advisory service.

MARKET	SELECTION			weekly outlook		TREND STABILITY			PRIMARY TREND			VOLATILITY STANCE		
	Stability	Trend	Return Risk	Dynamic	Timing Power	LONG TERM	MEDIUM TERM	SHORT TERM	trend evolution					
									07/ago	14/ago	21/ago			
Stocks														
FTSE_MIB_(ITALY)		-5%				-2,9%	4,9%	0,5%	-1,9%	2,2%	2,6%	-1,7%	-7,6%	4,8%
CAC_40_(FRANCE)		-3%		-14%		-4,6%	2,6%	0,1%	-1,2%	2,2%	1,5%	-1,3%	-6,7%	3,9%
DAX_(GERMANY)	8%					5,9%	7,1%	0,9%	-0,4%	2,9%	1,8%	-0,9%	-6,1%	3,4%
FTSE_100_(UK)	-4%	-5%		-11%		-6,8%	-0,3%	0,0%	-1,8%	2,3%	1,0%	-1,3%	-7,2%	4,2%

**MARKET SELECTION ARCHIVE 2020**

All published informations represents an analytical and exemplary study of markets and financial instruments and do not represent advice or solicitation of investments or public savings. Reports, articles and all contents of MarketTiming.eu site are protected by the author's reserved rights. In Trading Capital is at risk!

Dow_Jones_Ind_Av_(USA)	9%	15%		5.9%	7.8%	1.8%	5.5%	4.4%	1.8%	0.0%	7.9%	3.4%			
Nasdaq_100_(USA)	23%	28%	100%	23.2%	13.3%	2.7%	10.2%	2.6%	0.2%	3.5%	9.4%	2.5%			
Nikkei_225_(JAPAN)	7%			5.2%	5.8%	1.6%	0.7%	2.9%	4.3%	-1.6%	7.1%	3.0%			
Hang_Seng_(HONG KONG)		5%		-1.5%	2.4%	1.1%	1.7%	-0.3%	2.7%	-0.3%	5.7%	-4.1%			
Shanghai_Comp_(CHINA)	16%	16%		13.9%	10.8%	1.8%	5.8%	1.3%	0.2%	0.6%	8.4%	2.5%			
BSE_Sensex_(INDIA)	10%			5.0%	10.5%	0.7%	0.8%	1.2%	-0.4%	1.5%	4.9%	3.5%			
RTSI_(RUSSIA)				-19%	-52%		0.5%	3.0%	4.1%	-4.7%	8.5%	5.1%			
Ibovespa_(BRAZIL)	-23%	-24%		-24.2%	-10.5%	-3.6%	-8.6%	-4.5%	-3.3%	-2.4%	-13.2%	-7.2%			
<b>Currency &amp; Comodity</b>															
EUR/USD	12%				-47%		6.5%	5.2%	0.5%	1.2%	0.0%	0.5%	-0.4%	2.7%	1.7%
Gold		6%		54%	-6%		17.7%	9.2%	-0.4%	2.5%	3.2%	-3.8%	-0.3%	9.0%	5.1%
Crude_Oil_WTI	25%	6%					2.0%	21.5%	1.8%	2.3%	2.9%	1.8%	0.2%	11.2%	9.3%
Natural_Gas	61%	88%	100%	46%			22.7%	28.1%	10.9%	35.7%	24.8%	4.1%	4.1%	31.7%	19.2%
Agriculture	-2%				47%		-0.3%	-1.7%	-0.3%	0.3%	1.4%	-0.6%	0.6%	2.3%	1.4%
<b>Bond</b>															
BGOV_ITA_BTP	22%	6%			9%		2.9%	3.1%	0.3%	0.5%	0.7%	-0.3%	0.3%	1.1%	0.9%
BGOV_GERM_BUND				12%	47%		0.4%	0.1%	-0.2%	0.3%	-0.2%	-0.8%	0.7%	1.3%	-0.5%
BGOV_UK_GILT		-17%					1.1%	-1.5%	-1.0%	-1.3%	-0.7%	-1.4%	0.2%	-3.1%	-1.3%
BGOV_USA_Treasury		-7%					2.5%	-0.1%	-0.4%	-0.6%	-0.3%	-1.0%	0.5%	-1.5%	0.5%
BGOV_Emerg_Mrkt_Loc	-45%	-32%	-47%				-7.8%	-4.2%	-1.0%	-2.5%	-0.9%	-0.1%	-0.3%	-3.8%	-1.6%
BOND_Corp_Europa	10%	8%	53%	11%	44%		1.3%	1.6%	0.1%	0.6%	0.4%	-0.3%	0.4%	0.8%	0.7%
BOND_Corp_Usa	-23%	-30%		12%			-1.9%	-3.0%	-1.6%	-2.4%	1.1%	-2.6%	0.8%	-4.3%	1.7%
BOND_Corp_Emerg				33%			-5.1%	0.4%	-0.3%	0.0%	1.0%	-0.8%	0.5%	2.0%	1.0%
BOND_High_Yeld_GL				31%			-7.9%	-1.3%	1.3%	0.3%	-1.7%	2.7%	0.7%	4.6%	-3.3%

**MARKET SELECTION ARCHIVE 2020**

All published informations represents an analytical and exemplary study of markets and financial instruments and do not represent advice or solicitation of investments or public savings. Reports, articles and all contents of MarketTiming.eu site are protected by the author's reserved rights. In Trading Capital is at risk!

MarketTiming Selection for the week of 24/8/2020	
Stocks	
<b>FTSE_MIB_(ITALY)</b>	Unstable DownTrend about -1,8% in weekly progression. Bullish resistance over 20123. Increasing Volatility stance in a range of -2% (risk weight). Take a Short Position with a Tactical Adjustment on portfolio composition from -4% to -5%.
<b>CAC_40_(FRANCE)</b>	Unstable DownTrend about -1,2% in weekly progression. Take a Short Position with a Tactical Adjustment on portfolio composition from -5% to -3%.
<b>DAX_(GERMANY)</b>	Unstable DownTrend about -0,4% in weekly progression. Take a Long Position with a Tactical Adjustment on portfolio composition from 9% to 8%.
<b>FTSE_100_(UK)</b>	Stable and aligned DownTrend about -1,8% in weekly progression. Bullish resistance over 6140. Increasing Volatility stance in a range of -2,4% (risk weight). Take a Short Position with a Tactical Adjustment on portfolio composition from -8% to -4%.
<b>Dow_Jones_Ind_Av_(USA)</b>	Stable UpTrend Take a Long Position with a Tactical Adjustment on portfolio composition from 11% to 12%.
<b>Nasdaq_100_(USA)</b>	Stable and aligned UpTrend about 10,2% in weekly progression. Bullish resistance over 11574. Increasing Volatility stance in a range of 3% (risk weight). Take a Long Position with a Tactical Adjustment on portfolio composition from 17% to 50%.
<b>Nikkei_225_(JAPAN)</b>	Stable UpTrend Take a Long Position with a Tactical Adjustment on portfolio composition from 6% to 7%.
<b>Hang_Seng_(HONG KONG)</b>	Unstable UpTrend Take a Long Position with a Tactical Adjustment on portfolio composition from 0% to 4%.
<b>Shanghai_Comp_(CHINA)</b>	Stable and aligned UpTrend about 5,7% in weekly progression. Bearish support under 3352. Increasing Volatility stance in a range of 3% (risk weight). Take a Long Position with a Tactical Adjustment on portfolio composition from 13% to 15%.
<b>BSE_Sensex_(INDIA)</b>	Stable UpTrend about 0,8% in weekly progression. Take a Long Position with a Tactical Adjustment on portfolio composition from 8% to 9%.
<b>RTSI_(RUSSIA)</b>	Unstable UpTrend
<b>Ibovespa_(BRAZIL)</b>	Stable and aligned DownTrend about -8,6% in weekly progression. Bullish resistance over 16628. Increasing Volatility stance in a range of -9,1% (risk weight). Take a Short Position with a Tactical Adjustment on portfolio composition from -16% to -23%.
Currency & Comodity	
<b>EUR/USD</b>	Stable and aligned UpTrend Take a Long Position with a Tactical Adjustment on portfolio composition from 13% to 11%.
<b>Gold</b>	Stable and aligned UpTrend Take a Long Position with a Tactical Adjustment on portfolio composition from 25% to 6%.
<b>Crude_Oil_WTI</b>	Stable UpTrend about 2,3% in weekly progression. Bearish support under 41. Increasing Volatility stance in a range of 4% (risk weight). Take a Long Position with a Tactical Adjustment on portfolio composition from 0% to 15%.
<b>Natural_Gas</b>	Stable UpTrend about 35,7% in weekly progression. Bearish support under 2. Reducing Volatility stance in a range of 7,5% (risk weight). Take a Long Position with a Tactical Adjustment on portfolio composition from 78% to 82%.
<b>Agriculture</b>	Unstable UpTrend about 0,2% in weekly progression. Take a Short Position with a Tactical Adjustment on portfolio composition from 0% to -2%.
Bond	
<b>BGOV_ITA_BTP</b>	Stable UpTrend about 0,5% in weekly progression. Take a Long Position with a Tactical Adjustment on portfolio composition from 26% to 14%.
<b>BGOV_GERM_BUND</b>	Stable and aligned UpTrend about 0,3% in weekly progression.
<b>BGOV_UK_GILT</b>	Unstable DownTrend about -1,3% in weekly mitigation. Take a Short Position with a Tactical Adjustment on portfolio composition from -12% to -16%.
<b>BGOV_USA_Treasury</b>	Unstable DownTrend about -0,5% in weekly mitigation. Take a Short Position with a Tactical Adjustment on portfolio composition from 0% to -7%.
<b>BGOV_Emerg_Mrkt_Loc</b>	Stable and aligned DownTrend about -2,5% in weekly progression. Take a Short Position with a Tactical Adjustment on portfolio composition from -27% to -41%.

**MARKET SELECTION ARCHIVE 2020**

All published informations represents an analytical and exemplary study of markets and financial instruments and do not represent advice or solicitation of investments or public savings. Reports, articles and all contents of MarketTiming.eu site are protected by the author's reserved rights. In Trading Capital is at risk!

<b>BOND_Corp_Europa</b>	Stable UpTrend about 0,6% in weekly progression. Take a Long Position with a Tactical Adjustment on portfolio composition from 9% to 23%.
<b>BOND_Corp_Usa</b>	Stable DownTrend about -2,3% in weekly mitigation. Take a Short Position with a Tactical Adjustment on portfolio composition from -30% to -26%.
<b>BOND_Corp_Emerg</b>	Unstable DownTrend about 0% in weekly mitigation.
<b>BOND_High_Yield_GL</b>	Unstable UpTrend about 0,3% in weekly progression.

© MarketTiming Research (ALL RIGHTS REDERVED)

MarketTiming Selection for the week of 17/8/2020

This Report is a representative study of markets stance and does not constitute an investment advisory service.

MARKET	SELECTION			weekly outlook		TREND STABILITY			PRIMARY TREND			VOLATILITY STANCE		
	Stability	Trend	Return Risk	Dynamic	Timing Power	LONG TERM	MEDIUM TERM	SHORT TERM	31/hug	07/ago	14/ago	31/hug		
Stocks														
FTSE_MIB_(ITALY)		-5%		7%		-2,3%	6,9%	0,8%	-1,9%	-4,9%	2,2%	2,6%	-10,8%	-5,4%
CAC_40_(FRANCE)		-5%				-3,8%	4,4%	0,8%	-2,1%	-3,5%	2,2%	1,5%	-8,2%	-3,9%
DAX_(GERMANY)	10%					6,0%	8,5%	0,7%	-0,1%	-4,1%	2,9%	1,8%	7,7%	-4,6%
FTSE_100_(UK)		-8%			-30%	-6,3%	1,1%	0,4%	-3,2%	-3,7%	2,3%	1,0%	-7,4%	-3,7%
Dow_Jones_Ind_Av_(USA)				-9%		6,1%	9,0%	3,0%	4,7%	-0,7%	4,4%	1,8%	8,0%	-2,4%
Nasdaq_100_(USA)	23%	12%		-8%		21,2%	12,2%	1,6%	-4,9%	3,5%	2,6%	0,2%	8,8%	3,4%
Nikkei_225_(JAPAN)					24%	4,2%	5,9%	1,1%	2,6%	-4,6%	2,9%	4,3%	7,2%	-5,0%
Hang_Seng_(HONG KONG)				10%	26%	-2,8%	1,4%	0,0%	0,4%	-0,4%	-0,3%	2,7%	6,4%	-1,8%
Shanghai_Comp_(CHINA)	15%	12%				12,1%	9,8%	0,6%	4,5%	3,5%	1,3%	0,2%	7,0%	4,8%
BSE_Sensex_(INDIA)	11%	6%		-45%		4,7%	11,7%	0,9%	2,3%	-1,4%	1,2%	-0,4%	4,5%	-3,1%
RTSI_(RUSSIA)		22%	100%	9%	20%	-0,9%	7,4%	2,1%	8,0%	-1,7%	3,0%	4,1%	9,6%	-4,0%
Ibovespa_(BRAZIL)	-22%	-11%		-12%		-22,3%	-9,0%	-2,7%	-4,3%	1,5%	-4,5%	-3,3%	-12,3%	4,2%
Currency & Comodity														

**MARKET SELECTION ARCHIVE 2020**

All published informations represents an analytical and exemplary study of markets and financial instruments and do not represent advice or solicitation of investments or public savings. Reports, articles and all contents of MarkeTiming.eu site are protected by the author's reserved rights. In Trading Capital is at risk!

EUR/USD	14%		59%	5,9%	4,9%	0,4%	3,6%	1,1%	0,0%	0,5%	4,4%	2,2%	
Gold	34%	17%	-26%	18,0%	9,4%	0,5%	7,8%	3,5%	3,2%	-3,8%	13,8%	4,1%	
Crude_Oil_WTI				-0,1%	24,4%	1,4%	4,0%	-2,4%	2,9%	1,8%	11,3%	-7,6%	
Natural_Gas	53%	83%	100%	8%	12,2%	20,3%	37,2%	0,3%	24,8%	4,1%	38,1%	-8,9%	
Agriculture			-8%	0,6%	-0,8%	0,2%	-1,1%	-1,2%	1,4%	-0,6%	-3,3%	-1,5%	
Bond													
BGOV_ITA_BTP	16%	14%	51%	-23%	2,8%	3,2%	0,3%	1,5%	-0,1%	0,7%	-0,3%	1,7%	-0,5%
BGOV_GERM_BUND				-16%	0,4%	0,1%	-0,3%	-0,3%	0,6%	-0,2%	-0,8%	1,3%	0,9%
BGOV_UK_GILT		-12%			1,7%	-1,2%	-1,0%	-1,3%	0,6%	-0,7%	-1,4%	-2,8%	1,1%
BGOV_USA_Treasury				-10%	2,9%	0,1%	-0,4%	-0,6%	0,3%	-0,3%	-1,0%	-1,5%	0,5%
BGOV_Emerg_Mrkt_Loc	-31%	-24%			-7,6%	-3,7%	-1,2%	-2,6%	-1,3%	-0,9%	-0,1%	-4,1%	-2,0%
BOND_Corp_Europa	9%			-13%	1,4%	1,9%	0,3%	0,6%	0,2%	0,4%	-0,3%	1,4%	0,4%
BOND_Corp_Usa	-6%	-37%	-49%	-11%	-0,2%	-1,5%	-0,8%	-3,9%	-1,6%	1,1%	-2,6%	-4,7%	-2,0%
BOND_Corp_Emerg				-20%	-4,7%	1,3%	0,3%	-0,4%	-0,8%	1,0%	-0,8%	1,9%	-1,1%
BOND_High_Yeld_GL	-38%	-12%		27%	-10,3%	-3,8%	-0,9%	-1,3%	-1,3%	-1,7%	2,7%	-4,6%	-1,7%

© MarkeTiming Research (ALL RIGHTS REDERVED)

MarkeTiming Selection for the week of 17/8/2020

Stocks	
FTSE_MIB_(ITALY)	Unstable DownTrend about -1,9% in weekly mitigation. Take a Short Position with a Tactical Adjustment on portfolio composition from -5% to -4%.
CAC_40_(FRANCE)	Unstable DownTrend about -2,1% in weekly mitigation. Take a Short Position with a Tactical Adjustment on portfolio composition from -6% to -5%.
DAX_(GERMANY)	Unstable DownTrend about -0,1% in weekly mitigation. Take a Long Position with a Tactical Adjustment on portfolio composition from 0% to 9%.
FTSE_100_(UK)	Unstable DownTrend about -3,1% in weekly mitigation. Take a Short Position with a Tactical Adjustment on portfolio composition from -6% to -8%.
Dow_Jones_Ind_Av_(USA)	Stable UpTrend about 4,7% in weekly progression. Bullish resistance over 28154. Increasing Volatility stance in a range of 2,3% (risk weight). Take a Long Position with a Tactical Adjustment on portfolio composition from 43% to 11%.
Nasdaq_100_(USA)	Stable and aligned UpTrend about 4,8% in weekly progression. Bearish support under 10855. Increasing Volatility stance in a range of 3,7% (risk weight). Take a Long Position with a Tactical Adjustment on portfolio composition from 20% to 17%.
Nikkei_225_(JAPAN)	Stable UpTrend about 2,6% in weekly progression. Take a Long Position with a Tactical Adjustment on portfolio composition from 0% to 6%.

## MARKET SELECTION ARCHIVE 2020

All published informations represents an analytical and exemplary study of markets and financial instruments and do not represent advice or solicitation of investments or public savings. Reports, articles and all contents of MarketTiming.eu site are protected by the author's reserved rights. In Trading Capital is at risk!

<b>Hang_Seng_(HONG KONG)</b>	Unstable UpTrend about 0,3% in weekly progression.
<b>Shanghai_Comp_(CHINA)</b>	Stable and aligned UpTrend about 4,5% in weekly progression. Bearish support under 3263. Increasing Volatility stance in a range of 4,3% (risk weight). Take a Long Position with a Tactical Adjustment on portfolio composition from 7% to 13%.
<b>BSE_Sensex_(INDIA)</b>	Stable UpTrend Take a Long Position with a Tactical Adjustment on portfolio composition from 13% to 8%.
<b>RTSI_(RUSSIA)</b>	Unstable UpTrend about 8,8% in weekly progression. Bullish resistance over 1328. Increasing Volatility stance in a range of 4,6% (risk weight). Take a Long Position with a Tactical Adjustment on portfolio composition from 8% to 61%.
<b>Ibovespa_(BRAZIL)</b>	Stable and aligned DownTrend about -4,3% in weekly progression. Bullish resistance over 16628. Increasing Volatility stance in a range of -5,8% (risk weight). Take a Short Position with a Tactical Adjustment on portfolio composition from -23% to -16%.
<b>Currency &amp; Comodity</b>	
<b>EUR/USD</b>	Stable and aligned UpTrend about 3,6% in weekly progression. Bearish support under 1. Reducing Volatility stance in a range of 0,9% (risk weight). Take a Long Position with a Tactical Adjustment on portfolio composition from 31% to 13%.
<b>Gold</b>	Stable and aligned UpTrend Take a Long Position with a Tactical Adjustment on portfolio composition from 42% to 25%.
<b>Crude_Oil_WTI</b>	Unstable UpTrend about 4% in weekly progression. Bullish resistance over 42. Increasing Volatility stance in a range of 4% (risk weight).
<b>Natural_Gas</b>	Stable UpTrend about 37,2% in weekly progression. Bearish support under 2. Increasing Volatility stance in a range of 12,9% (risk weight). Take a Long Position with a Tactical Adjustment on portfolio composition from 54% to 78%.
<b>Agriculture</b>	Unstable DownTrend about -1,1% in weekly progression.
<b>Bond</b>	
<b>BGOV_ITA_BTP</b>	Stable UpTrend Take a Long Position with a Tactical Adjustment on portfolio composition from 19% to 26%.
<b>BGOV_GERM_BUND</b>	Unstable DownTrend about -0,2% in weekly progression.
<b>BGOV_UK_GILT</b>	Unstable DownTrend about -1,2% in weekly progression. Take a Short Position with a Tactical Adjustment on portfolio composition from 7% to -12%.
<b>BGOV_USA_Treasury</b>	Unstable DownTrend about -0,6% in weekly progression.
<b>BGOV_Emerg_Mrkt_Loc</b>	Stable and aligned DownTrend about -2,5% in weekly progression. Take a Short Position with a Tactical Adjustment on portfolio composition from -29% to -27%.
<b>BOND_Corp_Europa</b>	Stable UpTrend Take a Long Position with a Tactical Adjustment on portfolio composition from 6% to 9%.
<b>BOND_Corp_Usa</b>	Stable DownTrend about -3,9% in weekly progression. Take a Short Position with a Tactical Adjustment on portfolio composition from -10% to -30%.
<b>BOND_Corp_Emerg</b>	Unstable DownTrend about -0,3% in weekly progression.
<b>BOND_High_Yeld_GL</b>	Stable and aligned DownTrend about -1,2% in weekly mitigation. Take a Short Position with a Tactical Adjustment on portfolio composition from -34% to -24%.

© MarketTiming Research (ALL RIGHTS REDERVED)

MarketTiming Selection for the week of 10/8/2020

This Report is a representative study of markets stance and does not constitute an investment advisory service.



**MARKET SELECTION ARCHIVE 2020**

All published informations represents an analytical and exemplary study of markets and financial instruments and do not represent advice or solicitation of investments or public savings. Reports, articles and all contents of MarketTiming.eu site are protected by the author's reserved rights. In Trading Capital is at risk!

MARKET	SELECTION			weekly outlook		TREND STABILITY			PRIMARY TREND			trend evolution			VOLATILITY STANCE	
	Stability	Trend	Return Risk	Dynamic	Timing Power	LONG TERM	MEDIUM TERM	SHORT TERM	24/lug	31/lug	07/ago	24/lug	31/lug	07/ago		
<b>Stocks</b>																
FTSE_MIB_(ITALY)		-5%				-5,4%	4,7%	-2,2%	-1,3%	-1,7%	-4,9%				-10,8%	-5,7%
CAC_40_(FRANCE)		-7%		25%		-6,3%	2,7%	-1,8%	-1,6%	-2,2%	-3,5%				-8,2%	-4,9%
DAX_(GERMANY)				14%		3,7%	7,4%	-1,3%	0,3%	-0,6%	-4,1%				-7,8%	-3,8%
FTSE_100_(UK)	-8%	-4%		16%	20%	-8,4%	-0,4%	-1,7%	-1,0%	-2,6%	-3,7%				-7,5%	-3,5%
Dow_Jones_Ind_Av_(USA)	8%	22%	100%		44%	3,0%	6,8%	1,0%	5,2%	-0,8%	-0,7%				5,5%	-2,4%
Nasdaq_100_(USA)	30%	12%				22,4%	14,3%	2,8%	2,8%	-1,5%	3,5%				8,9%	-6,5%
Nikkei_225_(JAPAN)					8%	2,0%	4,6%	-0,9%	0,2%	0,2%	-4,6%				-5,5%	-1,5%
Hang_Seng_(HONG KONG)		-20%				-3,6%	1,0%	-1,0%	-4,6%	-1,5%	-0,4%				-7,7%	-4,0%
Shanghai_Comp_(CHINA)	20%	-4%				13,2%	11,6%	1,4%	-0,9%	-0,5%	3,5%				-8,5%	-5,9%
BSE_Sensex_(INDIA)	11%	17%				3,0%	11,3%	0,5%	4,0%	3,0%	-1,4%				7,3%	2,8%
RTSI_(RUSSIA)		9%		12%	28%	-3,2%	6,1%	1,7%	2,1%	3,3%	-1,7%				8,1%	5,5%
Ibovespa_(BRAZIL)	-24%					-21,6%	-8,6%	-1,4%	-0,4%	2,2%	1,5%				-10,9%	7,5%
<b>Currency &amp; Comodity</b>																
EUR/USD	14%		49%		2%	6,3%	5,6%	1,5%	4,3%	2,0%	1,1%			0,0%	5,3%	2,2%
Gold	43%	34%	51%		-10%	22,7%	13,9%	5,8%	12,7%	4,8%	3,5%			3,2%	14,8%	5,2%
Crude_Oil_WTI				14%	-26%	-2,2%	26,5%	1,0%	2,5%	1,8%	-2,4%			2,9%	11,4%	6,0%
Natural_Gas	43%	66%		86%	61%	8,9%	19,0%	14,8%	24,2%	5,3%	0,3%			24,8%	35,3%	12,1%
Agriculture						0,2%	-1,0%	-0,4%	-1,5%	-0,8%	-1,2%			1,4%	-5,0%	-1,7%
<b>Bond</b>																
BGOV_ITA_BTP	14%	13%	32%			2,7%	3,4%	0,6%	2,1%	1,2%	-0,1%			0,7%	2,4%	1,1%
BGOV_GERM_BUND	4%			8%		1,0%	0,6%	0,3%	0,2%	0,1%	0,6%			-0,2%	1,1%	0,7%

**MARKET SELECTION ARCHIVE 2020**

All published informations represents an analytical and exemplary study of markets and financial instruments and do not represent advice or solicitation of investments or public savings. Reports, articles and all contents of MarkeTiming.eu site are protected by the author's reserved rights. In Trading Capital is at risk!



© MarkeTiming Research (ALL RIGHTS REDERVED)

**MarketTiming Selection for the week of 10/8/2020**

Category	Asset Class	Description
Stocks	FTSE_MIB_(ITALY)	Unstable DownTrend about -1,2% in weekly mitigation. Take a Short Position with a Tactical Adjustment on portfolio composition from -7% to -5%.
	CAC_40_(FRANCE)	Unstable DownTrend about -1,6% in weekly mitigation. Take a Short Position with a Tactical Adjustment on portfolio composition from -10% to -6%.
	DAX_(GERMANY)	Unstable UpTrend about 0,3% in weekly progression.
	FTSE_100_(UK)	Stable DownTrend about -1% in weekly mitigation. Take a Short Position with a Tactical Adjustment on portfolio composition from -21% to -6%.
	Dow_Jones_Ind_Av_(USA)	Stable UpTrend about 5,2% in weekly progression. Bullish resistance over 27456. Increasing Volatility stance in a range of 3,3% (risk weight). Take a Long Position with a Tactical Adjustment on portfolio composition from 4% to 43%.
	Nasdaq_100_(USA)	Stable and aligned UpTrend about 2,7% in weekly progression. Bullish resistance over 11282. Increasing Volatility stance in a range of 2,5% (risk weight). Take a Long Position with a Tactical Adjustment on portfolio composition from 23% to 20%.
	Nikkei_225_(JAPAN)	Unstable UpTrend about 0,1% in weekly progression.
	Hang_Seng_(HONG KONG)	Unstable DownTrend about -4,6% in weekly progression. Bearish support under 24167. Increasing Volatility stance in a range of -4,1% (risk weight). Take a Short Position with a Tactical Adjustment on portfolio composition from -7% to -19%.
	Shanghai_Comp_(CHINA)	Unstable DownTrend about -0,8% in weekly mitigation. Take a Long Position with a Tactical Adjustment on portfolio composition from 11% to 7%.
	BSE_Sensex_(INDIA)	Stable UpTrend about 3,9% in weekly progression. Bullish resistance over 38221. Increasing Volatility stance in a range of 3,4% (risk weight). Take a Long Position with a Tactical Adjustment on portfolio composition from 55% to 13%.
	RTSI_(RUSSIA)	Unstable UpTrend about 2% in weekly progression. Take a Long Position with a Tactical Adjustment on portfolio composition from 0% to 8%.
	Ibovespa_(BRAZIL)	Stable and aligned DownTrend about -0,3% in weekly progression. Take a Short Position with a Tactical Adjustment on portfolio composition from 25% to -23%.
Currency & Comodity	EUR/USD	
	Gold	Stable and aligned UpTrend about 12,7% in weekly progression. Bullish resistance over 2077. Increasing Volatility stance in a range of 5,1% (risk weight). Take a Long Position with a Tactical Adjustment on portfolio composition from 55% to 42%.

**MARKET SELECTION ARCHIVE 2020**

All published informations represents an analytical and exemplary study of markets and financial instruments and do not represent advice or solicitation of investments or public savings. Reports, articles and all contents of MarketTiming.eu site are protected by the author's reserved rights. In Trading Capital is at risk!

Crude_Oil_WTI	Unstable UpTrend about 2,4% in weekly progression.
Natural_Gas	Stable UpTrend about 24,1% in weekly progression. Take a Long Position with a Tactical Adjustment on portfolio composition from 15% to 54%.
Agriculture	Unstable DownTrend about -1,5% in weekly mitigation.
Bond	
BGOV_ITA_BTP	Stable UpTrend about 2,1% in weekly progression. Take a Long Position with a Tactical Adjustment on portfolio composition from 24% to 19%.
BGOV_GERM_BUND	Stable and aligned UpTrend Take a Long Position with a Tactical Adjustment on portfolio composition from 4% to 3%.
BGOV_UK_GILT	Unstable DownTrend about -0,6% in weekly progression. Take a Long Position with a Tactical Adjustment on portfolio composition from 6% to 7%.
BGOV_USA_Treasury	Stable and aligned UpTrend Take a Long Position with a Tactical Adjustment on portfolio composition from 7% to 10%.
BGOV_Emerg_Mrkt_Loc	Stable and aligned DownTrend about -5,5% in weekly progression. Take a Short Position with a Tactical Adjustment on portfolio composition from -33% to -29%.
BOND_Corp_Europa	Stable UpTrend about 0,9% in weekly progression. Take a Long Position with a Tactical Adjustment on portfolio composition from 5% to 6%.
BOND_Corp_Usa	Unstable DownTrend about -1,8% in weekly mitigation. Take a Short Position with a Tactical Adjustment on portfolio composition from -15% to -10%.
BOND_Corp_Emerg	Unstable UpTrend about 0,9% in weekly progression. Take a Long Position with a Tactical Adjustment on portfolio composition from 0% to 5%.
BOND_High_Yeld_GL	Stable and aligned DownTrend about -5,6% in weekly progression. Take a Short Position with a Tactical Adjustment on portfolio composition from -29% to -34%.

© MarketTiming Research (ALL RIGHTS REDERVED)

MarketTiming Selection for the week of 3/8/2020

This Report is a representative study of markets stance and does not constitute an investment advisory service.

MARKET SELECTION	weekly outlook		TREND STABILITY			PRIMARY TREND trend evolution				VOLATILITY STANCE				
	Stability	Trend	Return Risk	Dynamic	Timing Power	LONG TERM	MEDIUM TERM	SHORT TERM	17/aug	24/aug	31/aug	17/aug		
Stocks														
FTSE_MIB_(ITALY)	-8%				-14%	-4,7%	6,8%	-1,4%	-3,2%	3,3%	-1,7%	-4,9%	-10,1%	3,5%
CAC_40_(FRANCE)	-10%			-22%	-16%	-6,3%	4,0%	-1,8%	-4,5%	2,0%	-2,2%	-3,5%	-7,7%	4,0%
DAX_(GERMANY)	-4%			-23%	-15%	4,5%	9,8%	-0,4%	-1,7%	2,3%	-0,6%	-4,1%	-7,8%	3,6%
FTSE_100_(UK)	-10%	-32%		-27%	-19%	-8,1%	0,9%	-1,4%	-4,2%	3,2%	-2,6%	-3,7%	-6,4%	3,7%

**MARKET SELECTION ARCHIVE 2020**

All published informations represents an analytical and exemplary study of markets and financial instruments and do not represent advice or solicitation of investments or public savings. Reports, articles and all contents of MarketTiming.eu site are protected by the author's reserved rights. In Trading Capital is at risk!

<b>Dow_Jones_Ind_Av_(USA)</b>		4%			-12%		0,7%	5,7%	-0,2%		1,8%	2,3%	-0,8%	-0,7%		5,8%	4,0%	
<b>Nasdaq_100_(USA)</b>		12%	35%			11%	18,5%	11,9%	-0,3%		4,9%	-1,8%	-1,5%	3,5%		7,0%	-6,5%	
<b>Nikkei_225_(JAPAN)</b>		-6%				-16%	2,3%	6,1%	-0,7%		-2,6%	1,8%	0,2%	-4,6%		-5,5%	1,9%	
<b>Hang_Seng_(HONG KONG)</b>		-7%					-3,7%	1,5%	-2,2%		-3,1%	-2,5%	-1,5%	-0,4%		-8,8%	-4,6%	
<b>Shanghai_Comp_(CHINA)</b>			12%			10%	9,9%	9,3%	-1,9%		5,0%	-5,0%	-0,5%	3,5%		8,5%	-8,2%	
<b>BSE_Sensex_(INDIA)</b>		100%	10%				3,9%	14,2%	2,3%		4,4%	1,2%	3,0%	-1,4%		7,3%	3,4%	
<b>RTSI_(RUSSIA)</b>						-15%	-4,6%	6,1%	1,1%		-0,1%	-2,4%	3,3%	-1,7%		-6,4%	-4,9%	
<b>Ibovespa_(BRAZIL)</b>			17%	33%			-20,5%	-7,6%	1,2%		7,4%	0,7%	2,2%	1,5%		11,0%	5,2%	
<b>Currency &amp; Comodity</b>																		
<b>EUR/USD</b>		27%	23%	47%		8%	6,0%	5,6%	2,2%		4,8%	1,1%	2,0%	1,1%		5,8%	1,3%	
<b>Gold</b>		67%	47%	53%		51%	18,9%	10,9%	4,7%		10,0%	0,6%	4,8%	3,5%		10,8%	1,5%	
<b>Crude_Oil_WTI</b>						-41%	-4,5%	28,7%	0,3%		0,1%	0,2%	1,8%	-2,4%		-9,6%	5,3%	
<b>Natural_Gas</b>			15%				-6,7%	4,1%	3,6%		3,2%	-5,7%	5,3%	0,3%		18,1%	-7,0%	
<b>Agriculture</b>		-6%	-15%				-0,3%	-1,2%	-1,4%		-3,2%	-0,9%	-0,8%	-1,2%		-5,0%	-2,9%	
<b>Bond</b>																		
<b>BGOV_ITA_BTP</b>		14%	11%	49%		-24%	2,4%	3,4%	0,9%		1,7%	0,3%	1,2%	-0,1%		2,1%	0,6%	
<b>BGOV_GERM_BUND</b>		4%	5%			15%	0,9%	0,6%	0,3%		0,9%	-0,3%	0,1%	0,6%		1,3%	-0,6%	
<b>BGOV_UK_GILT</b>		9%	5%			-2%	3,5%	0,4%	0,3%		0,7%	-0,7%	0,3%	0,6%		2,2%	-1,7%	
<b>BGOV_USA_Treasury</b>		11%	5%				4,0%	0,8%	0,4%		0,8%	0,1%	0,4%	0,3%		1,5%	0,5%	
<b>BGOV_Emerg_Mrkt_Loc</b>		-22%	-29%	-51%		2%	-6,7%	-1,9%	-1,8%		-4,8%	-3,2%	-0,3%	-1,3%		-5,7%	-3,8%	
<b>BOND_Corp_Europa</b>		7%	4%				1,0%	2,2%	0,3%		0,7%	0,0%	0,4%	0,2%		1,1%	-0,5%	
<b>BOND_Corp_Usa</b>			-15%			-16%	0,3%	-0,9%	-1,6%		-2,5%	-0,5%	-0,8%	-1,6%		-4,1%	-1,2%	
<b>BOND_Corp_Emerg</b>						-34%	-6,0%	1,4%	-0,2%		-0,3%	0,5%	0,1%	-0,8%		-2,0%	1,2%	
<b>BOND_High_Yeld_GL</b>		-34%	-25%			11%	-10,3%	-4,2%	-2,1%		-4,1%	-1,9%	-1,0%	-1,3%		-6,1%	-2,6%	

**MARKET SELECTION ARCHIVE 2020**

All published informations represents an analytical and exemplary study of markets and financial instruments and do not represent advice or solicitation of investments or public savings. Reports, articles and all contents of MarketTiming.eu site are protected by the author's reserved rights. In Trading Capital is at risk!

MarketTiming Selection for the week of 3/8/2020	
Stocks	
<b>FTSE_MIB_(ITALY)</b>	Unstable DownTrend about -3,2% in weekly progression. Take a Short Position with a Tactical Adjustment on portfolio composition from 11% to -7%.
<b>CAC_40_(FRANCE)</b>	Unstable DownTrend about -4,4% in weekly progression. Bullish resistance over 4978. Increasing Volatility stance in a range of -3,9% (risk weight). Take a Short Position with a Tactical Adjustment on portfolio composition from 0% to -10%.
<b>DAX_(GERMANY)</b>	Unstable DownTrend about -1,7% in weekly progression. Take a Short Position with a Tactical Adjustment on portfolio composition from 15% to -4%.
<b>FTSE_100_(UK)</b>	Unstable DownTrend about -4,2% in weekly progression. Bullish resistance over 6155. Increasing Volatility stance in a range of -3,7% (risk weight). Take a Short Position with a Tactical Adjustment on portfolio composition from 0% to -21%.
<b>Dow_Jones_Ind_Av_(USA)</b>	Unstable UpTrend Take a Long Position with a Tactical Adjustment on portfolio composition from 23% to 4%.
<b>Nasdaq_100_(USA)</b>	Stable and aligned UpTrend about 4,9% in weekly progression. Bullish resistance over 10893. Increasing Volatility stance in a range of 3,4% (risk weight). Take a Long Position with a Tactical Adjustment on portfolio composition from 20% to 23%.
<b>Nikkei_225_(JAPAN)</b>	Unstable DownTrend about -2,6% in weekly progression. Take a Short Position with a Tactical Adjustment on portfolio composition from 10% to -6%.
<b>Hang_Seng_(HONG KONG)</b>	Unstable DownTrend about -3% in weekly progression. Bearish support under 24526. Reducing Volatility stance in a range of -1,7% (risk weight). Take a Short Position with a Tactical Adjustment on portfolio composition from 0% to -7%.
<b>Shanghai_Comp_(CHINA)</b>	Stable and aligned UpTrend about 4,9% in weekly progression. Bullish resistance over 3333. Increasing Volatility stance in a range of 4,8% (risk weight). Take a Long Position with a Tactical Adjustment on portfolio composition from 17% to 11%.
<b>BSE_Sensex_(INDIA)</b>	Stable UpTrend Take a Long Position with a Tactical Adjustment on portfolio composition from 29% to 55%.
<b>RTSI_(RUSSIA)</b>	Unstable DownTrend about 0% in weekly progression.
<b>Ibovespa_(BRAZIL)</b>	Unstable UpTrend about 7,4% in weekly progression. Bearish support under 16628. Increasing Volatility stance in a range of 4,2% (risk weight). Take a Long Position with a Tactical Adjustment on portfolio composition from 13% to 25%.
Currency & Comodity	
<b>EUR/USD</b>	Stable and aligned UpTrend about 4,8% in weekly progression. Bearish support under 1. Increasing Volatility stance in a range of 2,2% (risk weight). Take a Long Position with a Tactical Adjustment on portfolio composition from 59% to 32%.
<b>Gold</b>	Stable and aligned UpTrend about 10% in weekly progression. Bullish resistance over 1900. Increasing Volatility stance in a range of 4,1% (risk weight). Take a Long Position with a Tactical Adjustment on portfolio composition from 32% to 55%.
<b>Crude_Oil_WTI</b>	Unstable UpTrend
<b>Natural_Gas</b>	Unstable UpTrend about 3,2% in weekly progression. Bearish support under 1. Increasing Volatility stance in a range of -8,9% (risk weight). Take a Long Position with a Tactical Adjustment on portfolio composition from 6% to 15%.
<b>Agriculture</b>	Stable DownTrend about -3,1% in weekly progression. Take a Short Position with a Tactical Adjustment on portfolio composition from 0% to -10%.
Bond	
<b>BGOV_ITA_BTP</b>	Stable UpTrend Take a Long Position with a Tactical Adjustment on portfolio composition from 46% to 24%.
<b>BGOV_GERM_BUND</b>	Stable and aligned UpTrend about 0,8% in weekly progression. Take a Long Position with a Tactical Adjustment on portfolio composition from 2% to 4%.
<b>BGOV_UK_GILT</b>	Stable and aligned UpTrend about 0,7% in weekly progression. Take a Long Position with a Tactical Adjustment on portfolio composition from 8% to 6%.
<b>BGOV_USA_Treasury</b>	Stable and aligned UpTrend about 0,8% in weekly progression. Take a Long Position with a Tactical Adjustment on portfolio composition from 9% to 7%.
<b>BGOV_Emerg_Mrkt_Loc</b>	Stable and aligned DownTrend about -4,7% in weekly progression. Take a Short Position with a Tactical Adjustment on portfolio composition from -27% to -33%.

**MARKET SELECTION ARCHIVE 2020**

All published informations represents an analytical and exemplary study of markets and financial instruments and do not represent advice or solicitation of investments or public savings. Reports, articles and all contents of MarketTiming.eu site are protected by the author's reserved rights. In Trading Capital is at risk!

<b>BOND_Corp_Europa</b>	Stable UpTrend about 0,7% in weekly progression. Take a Long Position with a Tactical Adjustment on portfolio composition from 10% to 5%.
<b>BOND_Corp_Usa</b>	Unstable DownTrend about -2,4% in weekly progression. Take a Short Position with a Tactical Adjustment on portfolio composition from 0% to -15%.
<b>BOND_Corp_Emerg</b>	Unstable DownTrend about -0,3% in weekly progression.
<b>BOND_High_Yield_GL</b>	Stable and aligned DownTrend about -4,1% in weekly progression. Take a Short Position with a Tactical Adjustment on portfolio composition from -10% to -29%.

© MarketTiming Research (ALL RIGHTS REDERVED)

MarketTiming Selection for the week of 27/7/2020

This Report is a representative study of markets stance and does not constitute an investment advisory service.

MARKET	SELECTION			weekly outlook		TREND STABILITY			PRIMARY TREND			trend evolution		VOLATILITY STANCE	
	Stability	Trend	Return Risk	Dynamic	Timing Power	LONG TERM	MEDIUM TERM	SHORT TERM	10/lug	17/lug	24/lug	10/lug	17/lug	24/lug	
Stocks															
FTSE_MIB_(ITALY)		11%			-23%	-1,2%	11,9%	2,6%	5,0%	0,2%	3,3%	-1,7%	10,0%	-4,1%	
CAC_40_(FRANCE)						-3,9%	7,8%	0,7%	1,0%	-0,7%	2,0%	-2,2%	6,4%	-4,7%	
DAX_(GERMANY)	18%	14%		20%	-1%	7,2%	14,4%	2,7%	6,2%	0,8%	2,3%	-0,6%	9,9%	-3,4%	
FTSE_100_(UK)					-29%	-6,2%	4,0%	0,5%	-0,6%	-1,0%	3,2%	-2,6%	-4,5%	-4,2%	
Dow_Jones_Ind_Av_(USA)						1,9%	8,4%	1,7%	5,8%	1,0%	2,3%	-0,8%	7,5%	3,0%	
Nasdaq_100_(USA)	28%	14%	47%			20,3%	14,9%	1,5%	6,4%	4,8%	-1,8%	-1,5%	12,4%	3,3%	
Nikkei_225_(JAPAN)						3,9%	8,8%	1,0%	1,1%	0,0%	1,8%	0,2%	4,4%	-2,0%	
Hang_Seng_(HONG KONG)					-12%	-2,1%	3,7%	-0,4%	0,6%	1,4%	-2,5%	-1,5%	10,3%	4,7%	
Shanghai_Comp_(CHINA)	18%	16%			-10%	11,7%	11,8%	1,1%	7,3%	7,3%	-5,0%	-0,5%	15,4%	7,9%	
BSE_Sensex_(INDIA)	17%	19%	53%			3,2%	15,4%	3,4%	8,4%	1,6%	1,2%	3,0%	9,7%	1,6%	
RTSI_(RUSSIA)				10%	27%	-5,3%	7,0%	1,0%	0,7%	0,8%	-2,4%	3,3%	6,2%	-3,5%	
Ibovespa_(BRAZIL)		13%		26%	10%	-21,3%	-9,1%	3,2%	6,0%	3,0%	0,7%	2,2%	19,9%	4,7%	
Currency & Comodity															

**MARKET SELECTION ARCHIVE 2020**

All published informations represents an analytical and exemplary study of markets and financial instruments and do not represent advice or solicitation of investments or public savings. Reports, articles and all contents of MarketTiming.eu site are protected by the author's reserved rights. In Trading Capital is at risk!



© MarketTiming Research (ALL RIGHTS REDERVED)

**MarketTiming Selection for the week of 27/7/2020**

Stocks	Description
FTSE_MIB_(ITALY)	Unstable UpTrend Take a Long Position with a Tactical Adjustment on portfolio composition from 12% to 11%.
CAC_40_(FRANCE)	Unstable UpTrend
DAX_(GERMANY)	Stable UpTrend Take a Long Position with a Tactical Adjustment on portfolio composition from 16% to 15%.
FTSE_100_(UK)	Unstable DownTrend about -0,6% in weekly progression.
Dow_Jones_Ind_Av_(USA)	Stable UpTrend Take a Long Position with a Tactical Adjustment on portfolio composition from 10% to 23%.
Nasdaq_100_(USA)	Stable and aligned UpTrend Take a Long Position with a Tactical Adjustment on portfolio composition from 25% to 20%.
Nikkei_225_(JAPAN)	Stable UpTrend about 1% in weekly progression. Bearish suppot under 22580. Increasing Volatility stance in a range of -1,5% (risk weight). Take a Long Position with a Tactical Adjustment on portfolio composition from 12% to 10%.

## MARKET SELECTION ARCHIVE 2020

All published informations represents an analytical and exemplary study of markets and financial instruments and do not represent advice or solicitation of investments or public savings. Reports, articles and all contents of MarketTiming.eu site are protected by the author's reserved rights. In Trading Capital is at risk!

<b>Hang_Seng_(HONG KONG)</b>	Unstable UpTrend
<b>Shanghai_Comp_(CHINA)</b>	Stable UpTrend Take a Long Position with a Tactical Adjustment on portfolio composition from 25% to 17%.
<b>BSE_Sensex_(INDIA)</b>	Stable UpTrend about 8,4% in weekly progression. Bullish resistance over 38235. Increasing Volatility stance in a range of 2,7% (risk weight). Take a Long Position with a Tactical Adjustment on portfolio composition from 59% to 29%.
<b>RTSI_(RUSSIA)</b>	Unstable UpTrend about 0,7% in weekly progression.
<b>Ibovespa_(BRAZIL)</b>	Unstable UpTrend about 6% in weekly progression. Bullish resistance over 17733. Increasing Volatility stance in a range of 7,5% (risk weight). Take a Long Position with a Tactical Adjustment on portfolio composition from 11% to 13%.
<b>Currency &amp; Comodity</b>	
<b>EUR/USD</b>	Stable and aligned UpTrend about 3,9% in weekly progression. Bullish resistance over 1. Increasing Volatility stance in a range of 2,2% (risk weight). Take a Long Position with a Tactical Adjustment on portfolio composition from 63% to 59%.
<b>Gold</b>	Stable and aligned UpTrend about 6,4% in weekly progression. Bullish resistance over 1904. Increasing Volatility stance in a range of 5,2% (risk weight). Take a Long Position with a Tactical Adjustment on portfolio composition from 64% to 32%.
<b>Crude_Oil_WTI</b>	Unstable UpTrend about 8,2% in weekly progression. Bearish support under 39. Increasing Volatility stance in a range of 6% (risk weight). Take a Long Position with a Tactical Adjustment on portfolio composition from 43% to 26%.
<b>Natural_Gas</b>	Unstable UpTrend about 16,1% in weekly progression. Bullish resistance over 1. Increasing Volatility stance in a range of 12,1% (risk weight). Take a Long Position with a Tactical Adjustment on portfolio composition from 0% to 6%.
<b>Agriculture</b>	Unstable DownTrend about -1,9% in weekly progression.
<b>Bond</b>	
<b>BGOV_ITA_BTP</b>	Stable UpTrend about 1,9% in weekly progression. Take a Long Position with a Tactical Adjustment on portfolio composition from 25% to 46%.
<b>BGOV_GERM_BUND</b>	Unstable DownTrend about -0,1% in weekly mitigation. Take a Long Position with a Tactical Adjustment on portfolio composition from 2% to 2%.
<b>BGOV_UK_GILT</b>	Unstable DownTrend about -0,2% in weekly mitigation. Take a Long Position with a Tactical Adjustment on portfolio composition from 5% to 8%.
<b>BGOV_USA_Treasury</b>	Stable and aligned UpTrend about 0,6% in weekly progression. Take a Long Position with a Tactical Adjustment on portfolio composition from 11% to 9%.
<b>BGOV_Emerg_Mrkt_Loc</b>	Stable DownTrend about -2,9% in weekly progression. Take a Short Position with a Tactical Adjustment on portfolio composition from -44% to -27%.
<b>BOND_Corp_Europa</b>	Stable UpTrend about 1% in weekly progression. Take a Long Position with a Tactical Adjustment on portfolio composition from 8% to 10%.
<b>BOND_Corp_Usa</b>	Unstable DownTrend about 0% in weekly progression.
<b>BOND_Corp_Emerg</b>	Unstable UpTrend about 0,8% in weekly progression. Take a Long Position with a Tactical Adjustment on portfolio composition from -12% to 9%.
<b>BOND_High_Yeld_GL</b>	Unstable UpTrend Take a Short Position with a Tactical Adjustment on portfolio composition from -23% to -10%.

© MarketTiming Research (ALL RIGHTS REDERVED)

MarketTiming Selection for the week of 20/7/2020

This Report is a representative study of markets stance and does not constitute an investment advisory service.



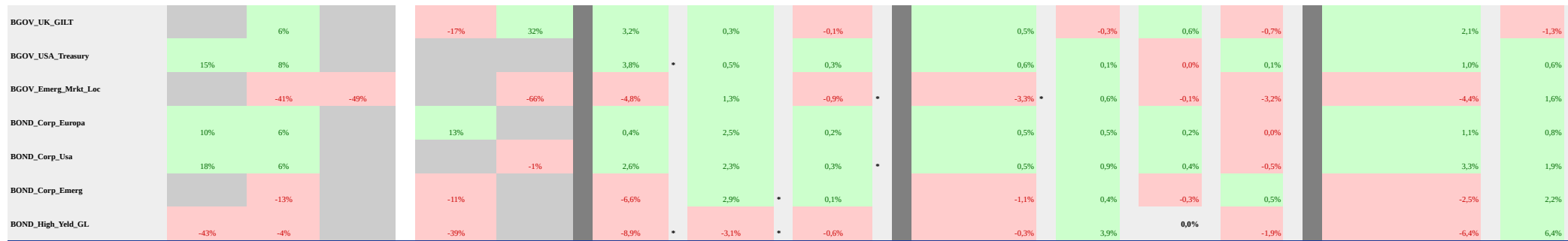
**MARKET SELECTION ARCHIVE 2020**

All published informations represents an analytical and exemplary study of markets and financial instruments and do not represent advice or solicitation of investments or public savings. Reports, articles and all contents of MarketTiming.eu site are protected by the author's reserved rights. In Trading Capital is at risk!

MARKET	SELECTION			weekly outlook		TREND STABILITY			PRIMARY TREND			trend evolution			VOLATILITY STANCE	
	Stability	Trend	Return Risk	Dynamic	Timing Power	LONG TERM	MEDIUM TERM	SHORT TERM	03/lug	10/lug	17/lug	03/lug	10/lug	17/lug	03/lug	10/lug
Stocks																
FTSE_MIB_(ITALY)		12%				-3,4%	11,4%	1,9%	4,1%	3,1%	0,2%	3,3%		7,6%	4,4%	
CAC_40_(FRANCE)						-4,2%	9,2%	1,2%	1,8%	2,0%	-0,7%	2,0%		7,0%	4,4%	
DAX_(GERMANY)	18%	14%				5,4%	14,6%	2,4%	4,8%	3,6%	0,8%	2,3%		8,3%	4,9%	
FTSE_100_(UK)				13%	67%	-6,8%	4,7%	0,3%	0,0%	-0,1%	-1,0%	3,2%		-4,7%	2,2%	
Dow_Jones_Ind_Av_(USA)				14%	4%	1,4%	9,5%	2,3%	3,1%	3,2%	1,0%	2,3%		8,0%	4,3%	
Nasdaq_100_(USA)	32%	19%			-3%	20,5%	16,6%	2,5%	6,4%	5,0%	4,8%	-1,8%		12,6%	6,7%	
Nikkei_225_(JAPAN)	12%					3,8%	10,4%	1,2%	1,0%	-1,0%	0,0%	1,8%		4,4%	2,1%	
Hang_Seng_(HONG KONG)						-21%	-8%	1,1%	1,8%	3,4%	1,4%	-2,5%		10,3%	5,2%	
Shanghai_Comp_(CHINA)	27%	25%			-15%	13,6%	14,6%	5,1%	8,3%	5,8%	7,3%	-5,0%		15,9%	6,6%	
BSE_Sensex_(INDIA)		19%	100%			-22%	-1%	1,7%	6,6%	2,4%	1,6%	1,2%		7,3%	4,1%	
RTSI_(RUSSIA)					3%	-7,5%	6,3%	-1,5%	-2,7%	-0,9%	0,8%	-2,4%		-6,9%	-3,2%	
Ibovespa_(BRAZIL)		11%				-30%		2,3%	3,8%	0,1%	3,0%	0,7%		14,1%	12,6%	
Currency & Comodity																
EUR/USD	27%		100%		32%	2,9%	3,0%	0,8%	2,2%	0,3%	0,5%	1,1%		2,5%	0,7%	
Gold	73%	57%			2%	11,8%	5,3%	0,7%	3,3%	0,2%	0,8%	0,6%		4,2%	2,3%	
Crude_Oil_WTI		43%			3%	-7,0%	35,0%	1,1%	2,5%	5,4%	0,5%	0,2%		11,2%	8,0%	
Natural_Gas						-12%	-2%	1,0%	2,0%	12,9%	3,7%	-5,7%		-22,6%	11,3%	
Agriculture						-88%	-60%	-0,2%	1,8%	0,0%	-0,3%	-0,9%		-2,9%	1,2%	
Bond																
BGOV_ITA_BTP	12%	14%	51%		9%	0,9%	2,4%	0,2%	1,1%	0,1%	0,3%	0,3%		1,5%	0,7%	
BGOV_GERM_BUND	2%	2%			0%	0,4%	0,2%	0,1%	0,2%	-0,5%	0,5%	-0,3%		1,0%	-0,9%	

**MARKET SELECTION ARCHIVE 2020**

All published informations represents an analytical and exemplary study of markets and financial instruments and do not represent advice or solicitation of investments or public savings. Reports, articles and all contents of MarkeTiming.eu site are protected by the author's reserved rights. In Trading Capital is at risk!



© MarkeTiming Research (ALL RIGHTS REDERVED)

**MarketTiming Selection for the week of 20/7/2020**

Category	Market Timing Selection
<b>Stocks</b>	
FTSE_MIB_(ITALY)	Unstable UpTrend about 4% in weekly progression. Bullish resistance over 20388. Increasing Volatility stance in a range of 3,5% (risk weight). Take a Long Position with a Tactical Adjustment on portfolio composition from 8% to 12%.
CAC_40_(FRANCE)	Unstable UpTrend about 1,8% in weekly progression.
DAX_(GERMANY)	Stable UpTrend about 4,7% in weekly progression. Bullish resistance over 12999. Increasing Volatility stance in a range of 3,6% (risk weight). Take a Long Position with a Tactical Adjustment on portfolio composition from 13% to 16%.
FTSE_100_(UK)	Unstable DownTrend about 0% in weekly mitigation.
Dow_Jones_Ind_Av_(USA)	Stable UpTrend about 3% in weekly progression. Bullish resistance over 27071. Increasing Volatility stance in a range of 4% (risk weight). Take a Long Position with a Tactical Adjustment on portfolio composition from 0% to 10%.
Nasdaq_100_(USA)	Stable and aligned UpTrend Take a Long Position with a Tactical Adjustment on portfolio composition from 35% to 25%.
Nikkei_225_(JAPAN)	Stable UpTrend about 0,9% in weekly progression. Take a Long Position with a Tactical Adjustment on portfolio composition from 10% to 12%.
Hang_Seng_(HONG KONG)	Unstable UpTrend
Shanghai_Comp_(CHINA)	Stable UpTrend Take a Long Position with a Tactical Adjustment on portfolio composition from 36% to 25%.
BSE_Sensex_(INDIA)	Unstable UpTrend about 6,5% in weekly progression. Bearish support under 35877. Increasing Volatility stance in a range of 3,3% (risk weight). Take a Long Position with a Tactical Adjustment on portfolio composition from 15% to 59%.
RTSI_(RUSSIA)	Unstable DownTrend about -2,6% in weekly progression. Bullish resistance over 1257. Increasing Volatility stance in a range of -4,9% (risk weight).
Ibovespa_(BRAZIL)	Unstable UpTrend about 3,7% in weekly progression. Bearish support under 15877. Increasing Volatility stance in a range of 5,1% (risk weight). Take a Long Position with a Tactical Adjustment on portfolio composition from 0% to 11%.
<b>Currency &amp; Comodity</b>	
EUR/USD	Stable UpTrend about 2,2% in weekly progression. Bullish resistance over 1. Increasing Volatility stance in a range of 1,3% (risk weight). Take a Long Position with a Tactical Adjustment on portfolio composition from 16% to 63%.
Gold	Stable and aligned UpTrend about 3,2% in weekly progression. Bearish support under 1792. Increasing Volatility stance in a range of 1,4% (risk weight). Take a Long Position with a Tactical Adjustment on portfolio composition from 44% to 64%.

**MARKET SELECTION ARCHIVE 2020**

All published informations represents an analytical and exemplary study of markets and financial instruments and do not represent advice or solicitation of investments or public savings. Reports, articles and all contents of MarketTiming.eu site are protected by the author's reserved rights. In Trading Capital is at risk!

Crude_Oil_WTI	Unstable UpTrend about 2,4% in weekly progression. Bearish support under 39. Increasing Volatility stance in a range of 5,3% (risk weight). Take a Long Position with a Tactical Adjustment on portfolio composition from 56% to 43%.
Natural_Gas	Unstable UpTrend
Agriculture	Unstable DownTrend about -0,9% in weekly progression.
Bond	
BGOV_ITA_BTP	Stable UpTrend about 1,1% in weekly progression. Take a Long Position with a Tactical Adjustment on portfolio composition from 31% to 25%.
BGOV_GERM_BUND	Stable and aligned UpTrend Take a Long Position with a Tactical Adjustment on portfolio composition from 0% to 2%.
BGOV_UK_GILT	Stable and aligned UpTrend Take a Long Position with a Tactical Adjustment on portfolio composition from 20% to 5%.
BGOV_USA_Treasury	Stable and aligned UpTrend about 0,6% in weekly progression. Take a Long Position with a Tactical Adjustment on portfolio composition from 18% to 11%.
BGOV_Emerg_Mrkt_Loc	Unstable DownTrend about -3,3% in weekly progression. Take a Short Position with a Tactical Adjustment on portfolio composition from 0% to -44%.
BOND_Corp_Europa	Stable UpTrend Take a Long Position with a Tactical Adjustment on portfolio composition from 13% to 8%.
BOND_Corp_Usa	Stable and aligned UpTrend Take a Long Position with a Tactical Adjustment on portfolio composition from 43% to 11%.
BOND_Corp_Emerg	Unstable DownTrend about -1% in weekly mitigation. Take a Short Position with a Tactical Adjustment on portfolio composition from 0% to -12%.
BOND_High_Yeld_GL	Stable and aligned DownTrend about -0,3% in weekly progression. Take a Short Position with a Tactical Adjustment on portfolio composition from 21% to -23%.

© MarketTiming Research (ALL RIGHTS REDERVED)

MarketTiming Selection for the week of 13/7/2020

This Report is a representative study of markets stance and does not constitute an investment advisory service.

MARKET	SELECTION			weekly outlook		TREND STABILITY			PRIMARY TREND			VOLATILITY STANCE		
	Stability	Trend	Return Risk	Dynamic	Timing Power	LONG TERM	MEDIUM TERM	SHORT TERM	26/jun	03/jug	10/jug	26/jun		
FTSE_MIB_(ITALY)		9%		-10%		-4,8%	11,1%	1,6%	4,7%	-2,5%	3,1%	0,2%	9,8%	-4,1%
CAC_40_(FRANCE)					-34%	-5,2%	9,0%	0,9%	2,7%	-1,4%	2,0%	-0,7%	8,6%	-5,0%
DAX_(GERMANY)	15%	11%				3,8%	14,3%	1,9%	5,7%	-2,0%	3,6%	0,8%	10,0%	-3,6%
FTSE_100_(UK)						-7,8%	4,5%	-0,4%	-0,2%	-2,0%	-0,1%	-1,0%	-5,7%	-4,5%

**MARKET SELECTION ARCHIVE 2020**

All published informations represents an analytical and exemplary study of markets and financial instruments and do not represent advice or solicitation of investments or public savings. Reports, articles and all contents of MarketTiming.eu site are protected by the author's reserved rights. In Trading Capital is at risk!

<b>Dow_Jones_Ind_Av_(USA)</b>				-11%	2%	-1,0%	7,7%	0,5%	1,8%	-3,3%	3,2%	1,0%	6,8%	-5,2%
<b>Nasdaq_100_(USA)</b>	33%	23%	52%		8%	21,2%	18,3%	4,2%	12,1%	-1,6%	5,0%	4,8%	13,1%	-4,6%
<b>Nikkei_225_(JAPAN)</b>	11%			20%	-1%	2,9%	10,4%	0,7%	-0,1%	0,1%	-1,0%	0,0%	5,4%	2,3%
<b>Hang_Seng_(HONG KONG)</b>	11%	11%		15%		1,3%	8,3%	4,8%	5,9%	-0,4%	3,4%	1,4%	12,3%	2,7%
<b>Shanghai_Comp_(CHINA)</b>	30%	30%	48%	44%	51%	14,7%	16,2%	9,2%	15,9%	0,4%	5,8%	7,3%	18,3%	1,1%
<b>BSE_Sensex_(INDIA)</b>		16%				-0,4%	13,3%	3,7%	8,3%	1,3%	2,4%	1,6%	11,0%	3,4%
<b>RTSI_(RUSSIA)</b>					4%	-6,1%	8,9%	-0,1%	0,6%	-0,2%	-0,9%	0,8%	6,9%	-3,8%
<b>Ibovespa_(BRAZIL)</b>						-25,4%	-14,6%	1,5%	-1,7%	0,0%	0,1%	3,0%	14,2%	13,6%
<b>Currency &amp; Comodity</b>														
<b>EUR/USD</b>	17%			33%		2,2%	2,3%	0,3%	0,4%	0,3%	0,3%	0,5%	1,8%	1,6%
<b>Gold</b>	67%	20%	46%		12%	12,2%	5,8%	1,5%	3,7%	1,7%	0,2%	0,8%	6,9%	2,3%
<b>Crude_Oil_WTI</b>		60%	54%		67%	-7,8%	36,7%	2,3%	11,2%	-3,6%	5,4%	0,5%	18,1%	-11,2%
<b>Natural_Gas</b>		21%		31%		-9,5%	3,0%	6,8%	3,8%	-7,6%	12,9%	3,7%	23,1%	-15,8%
<b>Agriculture</b>	16%			-37%	-20%	2,4%	2,2%	0,1%	1,1%	0,3%	0,0%	-0,3%	2,2%	1,2%
<b>Bond</b>														
<b>BGOV_ITA_BTP</b>	17%	27%	51%			0,8%	2,5%	0,5%	1,6%	0,4%	0,1%	0,3%	1,8%	1,4%
<b>BGOV_GERM_BUND</b>					37%	0,3%	0,0%	0,1%	0,6%	0,5%	-0,5%	0,5%	1,2%	0,8%
<b>BGOV_UK_GILT</b>	21%			-15%		3,6%	0,6%	0,2%	0,0%	0,9%	-0,3%	0,6%	-2,2%	1,7%
<b>BGOV_USA_Treasury</b>	19%				32%	3,6%	0,3%	0,2%	0,5%	0,4%	0,1%	0,0%	1,4%	0,7%
<b>BGOV_Emerg_Mrkt_Loc</b>					32%	-3,9%	2,6%	-0,2%	-0,4%	-0,6%	0,6%	-0,1%	-2,2%	-1,6%
<b>BOND_Corp_Europa</b>	14%			-11%		0,2%	2,5%	0,3%	0,4%	-0,2%	0,5%	0,2%	1,2%	-0,5%
<b>BOND_Corp_Usa</b>	30%	52%	49%			2,9%	2,9%	0,7%	3,1%	-0,3%	0,9%	0,4%	3,6%	-2,0%
<b>BOND_Corp_Emerg</b>				-17%		-6,9%	3,2%	0,0%	0,6%	-1,7%	0,4%	-0,3%	3,0%	-2,1%
<b>BOND_High_Yeld_GL</b>		22%		-56%		-7,2%	-1,2%	1,6%	1,3%	-2,3%	3,9%	0,0%	6,4%	-2,6%

**MARKET SELECTION ARCHIVE 2020**

All published informations represents an analytical and exemplary study of markets and financial instruments and do not represent advice or solicitation of investments or public savings. Reports, articles and all contents of MarketTiming.eu site are protected by the author's reserved rights. In Trading Capital is at risk!

MarketTiming Selection for the week of 13/7/2020	
Stocks	
<b>FTSE_MIB_(ITALY)</b>	Unstable UpTrend about 4,6% in weekly progression. Bearish support under 19394. Increasing Volatility stance in a range of -4,1% (risk weight). Take a Long Position with a Tactical Adjustment on portfolio composition from -4% to 8%.
<b>CAC_40_(FRANCE)</b>	Unstable UpTrend
<b>DAX_(GERMANY)</b>	Stable UpTrend about 5,7% in weekly progression. Bearish support under 12416. Increasing Volatility stance in a range of -3,3% (risk weight). Take a Long Position with a Tactical Adjustment on portfolio composition from 3% to 13%.
<b>FTSE_100_(UK)</b>	Unstable DownTrend about -0,1% in weekly progression.
<b>Dow_Jones_Ind_Av_(USA)</b>	Unstable UpTrend about 1,8% in weekly progression. Bullish resistance over 26297. Increasing Volatility stance in a range of 2,9% (risk weight).
<b>Nasdaq_100_(USA)</b>	Stable and aligned UpTrend about 12,1% in weekly progression. Bullish resistance over 10842. Increasing Volatility stance in a range of 3,3% (risk weight). Take a Long Position with a Tactical Adjustment on portfolio composition from 20% to 35%.
<b>Nikkei_225_(JAPAN)</b>	Unstable DownTrend about 0% in weekly progression. Bearish support under 22285. Increasing Volatility stance in a range of -2% (risk weight). Take a Long Position with a Tactical Adjustment on portfolio composition from -5% to 10%.
<b>Hang_Seng_(HONG KONG)</b>	Stable UpTrend about 5,8% in weekly progression. Bearish support under 25543. Increasing Volatility stance in a range of 4,6% (risk weight). Take a Long Position with a Tactical Adjustment on portfolio composition from 5% to 10%.
<b>Shanghai_Comp_(CHINA)</b>	Stable UpTrend about 15,8% in weekly progression. Bullish resistance over 3456. Increasing Volatility stance in a range of 7,8% (risk weight). Take a Long Position with a Tactical Adjustment on portfolio composition from 41% to 36%.
<b>BSE_Sensex_(INDIA)</b>	Unstable UpTrend about 8,3% in weekly progression. Bearish support under 36234. Reducing Volatility stance in a range of 1,6% (risk weight). Take a Long Position with a Tactical Adjustment on portfolio composition from 10% to 15%.
<b>RTSI_(RUSSIA)</b>	Unstable UpTrend about 0,6% in weekly progression.
<b>Ibovespa_(BRAZIL)</b>	Stable and aligned DownTrend about -1,7% in weekly mitigation.
Currency & Comodity	
<b>EUR/USD</b>	Stable UpTrend about 0,3% in weekly progression. Take a Long Position with a Tactical Adjustment on portfolio composition from 0% to 16%.
<b>Gold</b>	Stable and aligned UpTrend about 3,6% in weekly progression. Bearish support under 1779. Increasing Volatility stance in a range of 2,7% (risk weight). Take a Long Position with a Tactical Adjustment on portfolio composition from 77% to 44%.
<b>Crude_Oil_WTI</b>	Unstable UpTrend about 11,2% in weekly progression. Bearish support under 38. Increasing Volatility stance in a range of 6,1% (risk weight). Take a Long Position with a Tactical Adjustment on portfolio composition from 20% to 56%.
<b>Natural_Gas</b>	Unstable UpTrend about 3,8% in weekly progression. Bullish resistance over 1. Increasing Volatility stance in a range of 9,9% (risk weight). Take a Long Position with a Tactical Adjustment on portfolio composition from -27% to 20%.
<b>Agriculture</b>	Stable and aligned UpTrend Take a Long Position with a Tactical Adjustment on portfolio composition from 19% to 16%.
Bond	
<b>BGOV_ITA_BTP</b>	Stable UpTrend about 1,6% in weekly progression. Take a Long Position with a Tactical Adjustment on portfolio composition from 14% to 31%.
<b>BGOV_GERM_BUND</b>	Unstable UpTrend about 0,6% in weekly progression.
<b>BGOV_UK_GILT</b>	Take a Long Position with a Tactical Adjustment on portfolio composition from 13% to 20%.
<b>BGOV_USA_Treasury</b>	Stable and aligned UpTrend Take a Long Position with a Tactical Adjustment on portfolio composition from 48% to 18%.
<b>BGOV_Emerg_Mrkt_Loc</b>	Unstable DownTrend about -0,4% in weekly progression.

**MARKET SELECTION ARCHIVE 2020**

All published informations represents an analytical and exemplary study of markets and financial instruments and do not represent advice or solicitation of investments or public savings. Reports, articles and all contents of MarketTiming.eu site are protected by the author's reserved rights. In Trading Capital is at risk!

<b>BOND_Corp_Europa</b>	Stable UpTrend about 0,4% in weekly progression. Take a Long Position with a Tactical Adjustment on portfolio composition from 0% to 13%.
<b>BOND_Corp_Usa</b>	Stable UpTrend about 3% in weekly progression. Take a Long Position with a Tactical Adjustment on portfolio composition from 29% to 43%.
<b>BOND_Corp_Emerg</b>	Unstable UpTrend
<b>BOND_High_Yeld_GL</b>	Unstable UpTrend Take a Long Position with a Tactical Adjustment on portfolio composition from 9% to 21%.

© MarketTiming Research (ALL RIGHTS REDERVED)

MarketTiming Selection for the week of 6/7/2020

This Report is a representative study of markets stance and does not constitute an investment advisory service.

MARKET	SELECTION			weekly outlook		TREND STABILITY			PRIMARY TREND			VOLATILITY STANCE		
	Stability	Trend	Return Risk	Dynamic	Timing Power	LONG TERM	MEDIUM TERM	SHORT TERM	19/jun	26/jun	03/Jul	19/jun		
Stocks														
FTSE_MIB_(ITALY)		-5%				-6,7%	8,6%	0,2%	-2,3%	3,9%	-2,5%	3,1%	-10,6%	7,8%
CAC_40_(FRANCE)		-8%				-6,3%	7,7%	0,1%	-3,7%	2,9%	-1,4%	2,0%	-10,4%	7,0%
DAX_(GERMANY)	13%	-5%				1,8%	12,5%	0,4%	-2,5%	3,2%	-2,0%	3,6%	-10,6%	7,3%
FTSE_100_(UK)		-11%		24%		-7,9%	4,4%	-0,4%	-5,0%	3,1%	-2,0%	-0,1%	-8,9%	5,4%
Dow_Jones_Ind_Av_(USA)		-10%				-1,9%	6,7%	-0,9%	-4,6%	1,0%	-3,3%	3,2%	-10,4%	6,7%
Nasdaq_100_(USA)	29%	12%			30%	16,9%	14,5%	1,7%	5,5%	3,6%	-1,6%	5,0%	9,3%	6,3%
Nikkei_225_(JAPAN)		-5%		-24%		1,6%	9,4%	-1,0%	-2,5%	0,8%	0,1%	-1,0%	-7,3%	4,9%
Hang_Seng_(HONG KONG)		5%			20%	-4,3%	2,2%	0,3%	2,4%	1,4%	-0,4%	3,4%	7,1%	3,2%
Shanghai_Comp_(CHINA)	9%	16%	100%		30%	3,6%	5,2%	1,9%	7,6%	1,6%	0,4%	5,8%	9,4%	2,8%
BSE_Sensex_(INDIA)		11%		11%		-3,8%	9,4%	2,3%	5,1%	2,8%	1,3%	2,4%	10,8%	5,6%
RTSI_(RUSSIA)		-9%		-41%		-6,8%	7,9%	-1,1%	-3,9%	0,9%	-0,2%	-0,9%	-8,7%	5,4%
Ibovespa_(BRAZIL)	-48%	-3%			20%	-29,6%	-19,9%	-4,7%	-1,2%	-4,6%	0,0%	0,1%	21,2%	13,9%
Currency & Comodity														

**MARKET SELECTION ARCHIVE 2020**

All published informations represents an analytical and exemplary study of markets and financial instruments and do not represent advice or solicitation of investments or public savings. Reports, articles and all contents of MarkeTiming.eu site are protected by the author's reserved rights. In Trading Capital is at risk!

EUR/USD				-45%		1,8%	1,9%	-0,2%		-0,4%	-0,7%	0,3%	0,3%		-2,2%	-1,6%
Gold	80%	52%	100%	-28%		11,7%	5,4%	1,7%		5,9%	0,9%	1,7%	0,2%		7,2%	3,1%
Crude_Oil_WTI		21%				-9,9%	33,3%	2,4%		2,3%	8,8%	-3,6%	5,4%		18,3%	15,8%
Natural_Gas		-27%				-15,7%	-3,2%	0,8%		-3,1%	-4,0%	-7,6%	12,9%		-18,1%	-9,6%
Agriculture	20%					2,6%	2,0%	0,2%		0,1%	1,1%	0,3%	0,0%		-4,2%	1,9%
Bond																
BGOV_ITA_BTP	24%	6%		-29%	-5%	0,4%	2,1%	0,6%		0,8%	0,8%	0,4%	0,1%		2,4%	0,7%
BGOV_GERM_BUND		12%				0,2%	-0,2%	0,3%		1,6%	0,1%	0,5%	-0,5%		1,9%	-0,6%
BGOV_UK_GILT		14%				3,4%	0,4%	0,0%		1,8%	-1,2%	0,9%	-0,3%		3,3%	-2,2%
BGOV_USA_Treasury	33%	14%	100%			3,7%	0,3%	0,3%		1,8%	0,0%	0,4%	0,1%		1,9%	-0,9%
BGOV_Emerg_Mrkt_Loc		-12%				-3,9%	2,5%	-0,3%		-1,6%	-0,3%	-0,6%	0,6%		-3,3%	1,6%
BOND_Corp_Europa						13%	34%			-0,5%	-0,1%	-0,2%	0,5%		-1,5%	1,2%
BOND_Corp_Usa	44%	15%				2,5%	2,5%	0,9%		2,0%	2,1%	-0,3%	0,9%		3,9%	2,3%
BOND_Corp_Emerg		-17%				-7,6%	2,4%	-0,5%		-2,3%	2,2%	-1,7%	0,4%		-4,7%	3,0%
BOND_High_Yield_GL		10%				-8,5%	-2,9%	0,8%		1,3%	-0,3%	-2,3%	3,9%		6,4%	1,3%

© MarkeTiming Research (ALL RIGHTS REDERVED)

MarketTiming Selection for the week of 6/7/2020	
Stocks	
FTSE_MIB_(ITALY)	Unstable DownTrend about -2,2% in weekly mitigation. Tactical Adjustment of the week: modify portfolio quote from 11% to -4%.
CAC_40_(FRANCE)	Unstable DownTrend about -3,6% in weekly mitigation. Tactical Adjustment of the week: modify portfolio quote from 10% to -7%.
DAX_(GERMANY)	Unstable DownTrend about -2,4% in weekly mitigation. Tactical Adjustment of the week: modify portfolio quote from 9% to 3%.
FTSE_100_(UK)	Unstable DownTrend about -5% in weekly progression. Bearish support under 6121. Reducing Volatility stance in a range of 2,1% (risk weight). Tactical Adjustment of the week: modify portfolio quote from 0% to -10%.
Dow_Jones_Ind_Av_(USA)	Unstable DownTrend about -4,5% in weekly mitigation. Tactical Adjustment of the week: modify portfolio quote from 0% to -9%.
Nasdaq_100_(USA)	Stable and aligned UpTrend about 5,4% in weekly progression. Bullish resistance over 10432. Increasing Volatility stance in a range of 6,7% (risk weight). Tactical Adjustment of the week: modify portfolio quote from 33% to 20%.
Nikkei_225_(JAPAN)	Unstable DownTrend about -2,4% in weekly progression. Bullish resistance over 22448. Increasing Volatility stance in a range of 2,1% (risk weight). Tactical Adjustment of the week: modify portfolio quote from 0% to -5%.

**MARKET SELECTION ARCHIVE 2020**

All published informations represents an analytical and exemplary study of markets and financial instruments and do not represent advice or solicitation of investments or public savings. Reports, articles and all contents of MarketTiming.eu site are protected by the author's reserved rights. In Trading Capital is at risk!

<b>Hang_Seng_(HONG KONG)</b>	Unstable UpTrend about 2,4% in weekly progression. Tactical Adjustment of the week: modify portfolio quote from 15% to 5%.
<b>Shanghai_Comp_(CHINA)</b>	Stable UpTrend about 7,5% in weekly progression. Bullish resistance over 3152. Increasing Volatility stance in a range of 6,5% (risk weight). Tactical Adjustment of the week: modify portfolio quote from 38% to 41%.
<b>BSE_Sensex_(INDIA)</b>	Unstable UpTrend about 5% in weekly progression. Bullish resistance over 36110. Increasing Volatility stance in a range of 4% (risk weight). Tactical Adjustment of the week: modify portfolio quote from 19% to 10%.
<b>RTSI_(RUSSIA)</b>	Unstable DownTrend about -3,9% in weekly progression. Bearish support under 1212. Increasing Volatility stance in a range of -3,1% (risk weight). Tactical Adjustment of the week: modify portfolio quote from 0% to -8%.
<b>Ibovespa_(BRAZIL)</b>	Stable and aligned DownTrend about -1,1% in weekly mitigation. Tactical Adjustment of the week: modify portfolio quote from -18% to -25%.
<b>Currency &amp; Comodity</b>	
<b>EUR/USD</b>	Unstable DownTrend about -0,4% in weekly mitigation. Tactical Adjustment of the week: modify portfolio quote from 18% to 0%.
<b>Gold</b>	Stable and aligned UpTrend about 5,8% in weekly progression. Bearish support under 1766. Increasing Volatility stance in a range of 2,2% (risk weight). Tactical Adjustment of the week: modify portfolio quote from 23% to 77%.
<b>Crude_Oil_WTI</b>	Unstable UpTrend about 2,3% in weekly progression. Tactical Adjustment of the week: modify portfolio quote from 26% to 20%.
<b>Natural_Gas</b>	Stable and aligned DownTrend about -3,1% in weekly mitigation. Tactical Adjustment of the week: modify portfolio quote from -52% to -27%.
<b>Agriculture</b>	Stable and aligned UpTrend about 0,1% in weekly progression. Tactical Adjustment of the week: modify portfolio quote from 0% to 19%.
<b>Bond</b>	
<b>BGOV_ITA_BTP</b>	Stable UpTrend about 0,7% in weekly progression. Tactical Adjustment of the week: modify portfolio quote from 20% to 14%.
<b>BGOV_GERM_BUND</b>	Unstable UpTrend Tactical Adjustment of the week: modify portfolio quote from 7% to 12%.
<b>BGOV_UK_GILT</b>	Stable and aligned UpTrend Tactical Adjustment of the week: modify portfolio quote from 2% to 13%.
<b>BGOV_USA_Treasury</b>	Stable and aligned UpTrend about 1,8% in weekly progression. Tactical Adjustment of the week: modify portfolio quote from 14% to 48%.
<b>BGOV_Emerg_Mrkt_Loc</b>	Unstable DownTrend about -1,6% in weekly mitigation. Tactical Adjustment of the week: modify portfolio quote from -11% to -12%.
<b>BOND_Corp_Europa</b>	Unstable DownTrend about -0,5% in weekly mitigation. Tactical Adjustment of the week: modify portfolio quote from 22% to 0%.
<b>BOND_Corp_Usa</b>	Stable and aligned UpTrend about 1,9% in weekly progression. Tactical Adjustment of the week: modify portfolio quote from 9% to 29%.
<b>BOND_Corp_Emerg</b>	Unstable DownTrend about -2,2% in weekly mitigation. Tactical Adjustment of the week: modify portfolio quote from 6% to -17%.
<b>BOND_High_Yeld_GL</b>	Unstable UpTrend about 1,2% in weekly progression. Tactical Adjustment of the week: modify portfolio quote from -37% to 9%.

© MarketTiming Research (ALL RIGHTS REDERVED)

MarketTiming Selection for the week of 29/6/2020

*This Report is a representative study of markets stance and does not constitute an investment advisory service.*



**MARKET SELECTION ARCHIVE 2020**

All published informations represents an analytical and exemplary study of markets and financial instruments and do not represent advice or solicitation of investments or public savings. Reports, articles and all contents of MarketTiming.eu site are protected by the author's reserved rights. In Trading Capital is at risk!

MARKET	SELECTION			weekly outlook		TREND STABILITY			PRIMARY TREND				VOLATILITY STANCE	
	Stability	Trend	Return Risk	Dynamic	Timing Power	LONG TERM	MEDIUM TERM	SHORT TERM	12/gtu	19/gtu	26/gtu	12/gtu	12/gtu	
<b>Stocks</b>														
FTSE_MIB_(ITALY)		12%				-7,6%	6,7%	-0,5%	5,1%	-6,4%	3,9%	-2,5%	11,0%	-9,2%
CAC_40_(FRANCE)		10%			-5%	-7,0%	6,4%	-0,5%	4,6%	-6,9%	2,9%	-1,4%	10,4%	-8,9%
DAX_(GERMANY)		10%				0,8%	11,3%	-0,6%	4,3%	-7,0%	3,2%	-2,0%	10,8%	-8,5%
FTSE_100_(UK)						-7,8%	4,2%	-0,6%	1,4%	-5,8%	3,1%	-2,0%	8,9%	-8,0%
Dow_Jones_Ind_Av_(USA)				-13%	-4%	-2,1%	6,3%	-1,5%	-1,6%	-5,4%	1,0%	-3,3%	-10,4%	-9,3%
Nasdaq_100_(USA)	34%			-10%	-4%	16,5%	14,3%	1,9%	3,0%	-1,5%	3,6%	-1,6%	8,2%	-6,6%
Nikkei_225_(JAPAN)				-29%		2,7%	10,5%	-0,4%	2,9%	-2,4%	0,8%	0,1%	7,3%	-6,1%
Hang_Seng_(HONG KONG)		16%				-4,3%	1,9%	0,9%	6,9%	-1,9%	1,4%	-0,4%	7,1%	-2,5%
Shanghai_Comp_(CHINA)	6%	10%	100%			1,7%	3,5%	1,1%	4,5%	-0,4%	1,6%	0,4%	3,8%	-2,9%
BSE_Sensex_(INDIA)		19%			-14%	-4,8%	7,6%	2,5%	8,5%	-1,5%	2,8%	1,3%	9,7%	-7,5%
RTSI_(RUSSIA)					-24%	-5,1%	9,2%	0,0%	2,2%	-3,7%	0,9%	-0,2%	8,6%	-5,4%
Ibovespa_(BRAZIL)	-60%	23%			11%	-30,7%	-22,2%	-5,7%	9,9%	3,5%	-4,6%	0,0%	22,8%	19,9%
<b>Currency &amp; Comodity</b>														
EUR/USD		18%		19%	-39%	1,9%	2,1%	-0,2%	1,1%	-0,3%	-0,7%	0,3%	2,8%	-1,8%
Gold	38%	11%	21%			11,3%	5,1%	2,0%	3,1%	3,0%	0,9%	1,7%	7,1%	4,3%
Crude_Oil_WTI		32%	22%		-34%	-11,9%	29,7%	3,2%	8,8%	-7,5%	8,8%	-3,6%	18,8%	-15,2%
Natural_Gas						-19,3%	-6,5%	-3,7%	-15,8%	-3,3%	-4,0%	-7,6%	-19,4%	-8,7%
Agriculture						2,4%	1,9%	-0,2%	-0,3%	-1,3%	1,1%	0,3%	-4,1%	-4,1%
<b>Bond</b>														
BGOV_ITA_BTP	8%	17%	35%		12%	0,1%	1,8%	0,7%	1,2%	-0,5%	0,8%	0,4%	2,4%	-1,3%
BGOV_GERM_BUND		7%		40%		0,2%	-0,2%	0,5%	0,5%	1,5%	0,1%	0,5%	2,1%	1,3%

**MARKET SELECTION ARCHIVE 2020**

All published informations represents an analytical and exemplary study of markets and financial instruments and do not represent advice or solicitation of investments or public savings. Reports, articles and all contents of MarketTiming.eu site are protected by the author's reserved rights. In Trading Capital is at risk!



© MarketTiming Research (ALL RIGHTS REDERVED)

**MarketTiming Selection for the week of 29/6/2020**

Stocks	Tactical Adjustment	
FTSE_MIB_(ITALY)	-4%	Not stable primary Trend.
CAC_40_(FRANCE)	-4%	Not stable primary Trend.
DAX_(GERMANY)	-4%	Not stable primary Trend. UpTrend in stability mitigation.
FTSE_100_(UK)		Not stable primary Trend.
Dow_Jones_Ind_Av_(USA)		Not stable primary Trend.
Nasdaq_100_(USA)	1%	Stable Up Trend but without relevant performance.
Nikkei_225_(JAPAN)	-12%	Not stable primary Trend. UpTrend in stability mitigation. Trend in bearish acceleration if goes under 22165 with increasing volatility stance in a range of 2,3% (risk weight).
Hang_Seng_(HONG KONG)	16%	Not stable primary Trend.
Shanghai_Comp_(CHINA)	22%	Almost stable primary UpTrend about 4,4%. Trend in bearish acceleration if goes under 2949 with increasing volatility stance in a range of 1,1% (risk weight).
BSE_Sensex_(INDIA)	-24%	Not stable primary Trend. Trend in bearish acceleration if goes under 34499 with increasing volatility stance in a range of 3,4% (risk weight).
RTSI_(RUSSIA)		Not stable primary Trend.
Ibovespa_(BRAZIL)	28%	Sably aligned primary DownTrend about 9,8%.
Currency & Comodity		
EUR/USD	0%	Not stable primary Trend. UpTrend in stability mitigation. Trend in bullish acceleration if goes over 1 with increasing volatility stance in a range of 1,5% (risk weight).
Gold	14%	Stably aligned primary UpTrend about 3,1%. Trend in bullish acceleration if goes over 1796 with increasing volatility stance in a range of 2,3% (risk weight).

**MARKET SELECTION ARCHIVE 2020**

All published informations represents an analytical and exemplary study of markets and financial instruments and do not represent advice or solicitation of investments or public savings. Reports, articles and all contents of MarkeTiming.eu site are protected by the author's reserved rights. In Trading Capital is at risk!

Crude_Oil_WTI	-57%	Not stable primary Trend.
Natural_Gas	-26%	Stably aligned primary DownTrend about -15,7%. Trend in bullish acceleration if goes over 1 with increasing volatility stance in a range of -15,8% (risk weight).
Agriculture	6%	Not stable primary Trend. UpTrend in stability mitigation.
Bond		
BGOV_ITA_BTP	-18%	Almost stable primary UpTrend about 1,2%. Trend in bullish acceleration with increasing volatility stance in a range of 1,3% (risk weight).
BGOV_GERM_BUND	12%	Not stable primary Trend. Trend in bullish acceleration with increasing volatility stance in a range of 0,8% (risk weight).
BGOV_UK_GILT	0%	Stably aligned primary UpTrend about -0,5%.
BGOV_USA_Treasury	2%	Stable Up Trend but without relevant performance.
BGOV_Emerg_Mrkt_Loc	-12%	Not stable primary Trend. Trend in bullish acceleration with increasing volatility stance in a range of -1,6% (risk weight).
BOND_Corp_Europa	12%	Not stable primary Trend.
BOND_Corp_Usa	8%	Almost stable primary UpTrend about 0,4%.
BOND_Corp_Emerg	-20%	Not stable primary Trend.
BOND_High_Yeld_GL	-18%	Stably aligned primary DownTrend about -1,9%.

© MarkeTiming Research (ALL RIGHTS REDERVED)

MarkeTiming Selection for the week of 22/6/2020

This Report is a representative study of markets stance and does not constitute an investment advisory service.

MARKET SELECTION	weekly outlook		TREND STABILITY			PRIMARY TREND			VOLATILITY STANCE			
	Stability	Trend	Return Risk	Dynamic	Timing Power	LONG TERM	MEDIUM TERM	SHORT TERM	trend evolution			
									05/6ju	12/6ju	19/6ju	05/6ju
Stocks												
FTSE_MIB_(ITALY)	16%	16%	20%	-8,7%	3,9%	0,5%	13,3%	10,9%	-6,4%	3,9%	16,1%	10,0%
CAC_40_(FRANCE)	14%	14%	21%	-7,5%	4,8%	0,6%	12,0%	10,7%	-6,9%	2,9%	15,4%	9,5%
DAX_(GERMANY)	14%	12%	20%	-0,3%	9,3%	-0,3%	11,4%	10,9%	-7,0%	3,2%	14,7%	10,6%
FTSE_100_(UK)				-9,2%	1,9%	-1,3%	5,0%	6,7%	-5,8%	3,1%	9,9%	6,5%

### MARKET SELECTION ARCHIVE 2020

All published informations represents an analytical and exemplary study of markets and financial instruments and do not represent advice or solicitation of investments or public savings. Reports, articles and all contents of MarketTiming.eu site are protected by the author's reserved rights. In Trading Capital is at risk!

Asset Class	Metric 1	Metric 2	Metric 3	Metric 4	Metric 5	Metric 6	Metric 7	Metric 8	Metric 9	Metric 10	Metric 11	Metric 12		
<b>Equity</b>														
Dow_Jones_Ind_Av_(USA)			8%		-1,2%	6,6%	0,0%		5,7%	6,5%	-5,4%	1,0%	12,5%	8,0%
Nasdaq_100_(USA)	33%			24%	15,4%	12,9%	1,9%		6,3%	2,5%	-1,5%	3,6%	9,9%	3,4%
Nikkei_225_(JAPAN)		12%			2,0%	9,3%	0,0%		10,3%	4,5%	-2,4%	0,8%	11,6%	4,4%
Hang_Seng_(HONG KONG)					-6,6%	-0,9%	0,3%		7,5%	7,9%	-1,9%	1,4%	11,5%	5,2%
Shanghai_Comp_(CHINA)	3%		48%	27%	0,2%	1,9%	0,7%		5,5%	2,8%	-0,4%	1,6%	5,9%	2,4%
BSE_Sensex_(INDIA)		16%	52%		-8,4%	2,6%	1,3%		13,2%	5,7%	-1,5%	2,8%	13,2%	4,7%
RTSI_(RUSSIA)					-7,2%	5,6%	-1,1%		5,1%	5,4%	-3,7%	0,9%	8,7%	5,3%
Ibovespa_(BRAZIL)	-64%	-28%		15%	-30,9%	-23,6%	-5,0%		-23,6%	11,3%	3,5%	-4,6%	-48,8%	14,8%
<b>Currency &amp; Comodity</b>														
EUR/USD	9%	9%		-39%	2,0%	2,3%	0,4%		2,6%	1,8%	-0,3%	-0,7%	4,9%	2,5%
Gold	25%	4%		47%	9,3%	3,3%	0,6%		1,2%	-2,5%	3,0%	0,9%	5,1%	-5,1%
Crude_Oil_WTI			67%	100%	36%	53%			18,7%	12,1%	-7,5%	8,8%	24,8%	14,2%
Natural_Gas	-66%	-13%			-26%				-3,6%	-1,9%	-3,3%	-4,0%	-20,9%	-6,4%
Agriculture			-6%		2,2%	1,5%	-1,0%		-1,8%	-0,4%	-1,3%	1,1%	-4,2%	-1,1%
<b>Bond</b>														
BGOV_ITA_BTP		16%	100%		-0,7%	0,9%	0,3%		1,5%	0,5%	-0,5%	0,8%	1,6%	1,2%
BGOV_GERM_BUND				10%	-0,1%	-0,5%	0,3%		-0,4%	-1,5%	1,5%	0,1%	-2,1%	-1,7%
BGOV_UK_GILT	20%				-27%	-34%			-1,4%	-2,7%	2,5%	-1,2%	-3,5%	-3,0%
BGOV_USA_Treasury	15%								-0,5%	-1,5%	1,2%	0,0%	-2,1%	-1,7%
BGOV_Emerg_Mrkt_Loc				20%					-0,1%	1,5%	-1,3%	-0,3%	-3,4%	2,1%
BOND_Corp_Europa			20%		-0,2%	1,8%	0,5%		1,9%	2,1%	-0,8%	-0,1%	3,0%	2,3%
BOND_Corp_Usa	12%			29%	1,8%	1,3%	0,1%		-0,8%	-0,5%	-0,7%	2,1%	-4,0%	-2,1%
BOND_Corp_Emerg			26%						2,5%	3,2%	-3,1%	2,2%	4,6%	2,7%
BOND_High_Yeld_GL	-54%				-7%				-0,6%	0,6%	0,0%	-0,3%	-2,6%	1,6%

MarketTiming Selection for the week of 22/6/2020		
Stocks	Tactical Adjustment	
FTSE_MIB_(ITALY)	4%	Not stable primary Trend.Trend in bullish acceleration if goes over 19815with increasing volatility stance in a range of 7,8% (risk weight).
CAC_40_(FRANCE)	-11%	Not stable primary Trend.Trend in bearish acceleration if goes under 4691with increasing volatility stance in a range of 6,9% (risk weight).
DAX_(GERMANY)	-13%	Not stable primary Trend.Trend in bullish acceleration if goes over 12483with increasing volatility stance in a range of 7,2% (risk weight).
FTSE_100_(UK)		
Dow_Jones_Ind_Av_(USA)	-9%	Not stable primary Trend.Trend in bearish acceleration if goes under 24843with increasing volatility stance in a range of 6,7% (risk weight).
Nasdaq_100_(USA)	12%	Stably aligned primary UpTrend about 6,3%.Trend in bullish acceleration if goes over 10121with increasing volatility stance in a range of 6,3% (risk weight).
Nikkei_225_(JAPAN)	-13%	Not stable primary Trend.UpTrend in stability mitigation.Trend in bearish acceleration if goes under 21529with increasing volatility stance in a range of 4,8% (risk weight).
Hang_Seng_(HONG KONG)		
Shanghai_Comp_(CHINA)	24%	Stable Up Trend but without relevant performance.Trend in bullish acceleration if goes over 2973with increasing volatility stance in a range of 2,8% (risk weight).
BSE_Sensex_(INDIA)	29%	Not stable primary Trend.Trend in bearish acceleration if goes under 32923with increasing volatility stance in a range of 5,6% (risk weight).
RTSI_(RUSSIA)	-19%	Not stable primary Trend.Trend in bearish acceleration if goes under 1196with increasing volatility stance in a range of 5,4% (risk weight).
Ibovespa_(BRAZIL)	-17%	Stably aligned primary DownTrend about -23,5%.Trend in bearish acceleration if goes under 14433with increasing volatility stance in a range of 13,9% (risk weight).
Currency & Comodity		
EUR/USD	-25%	Almost stable primary UpTrend about 2,5%.
Gold	15%	Stably aligned primary UpTrend about 1,1%.Trend in bullish acceleration if goes over 1760with increasing volatility stance in a range of 3% (risk weight).
Crude_Oil_WTI	23%	Not stable primary Trend.Trend in bullish acceleration if goes over 40with increasing volatility stance in a range of 15,8% (risk weight).
Natural_Gas	-14%	Stably aligned primary DownTrend about -3,6%.
Agriculture	-6%	Not stable primary Trend.UpTrend in stability mitigation.
Bond		
BGOV_ITA_BTP	0%	Not stable primary Trend.Trend in bullish accelerationwith increasing volatility stance in a range of 0,7% (risk weight).
BGOV_GERM_BUND	7%	Not stable primary Trend.DownTrend in stability mitigation.
BGOV_UK_GILT	3%	Almost stable primary UpTrend about -1,3%.Trend in bullish accelerationwith increasing volatility stance in a range of -2,1% (risk weight).
BGOV_USA_Treasury	7%	Stably aligned primary UpTrend about -0,4%.
BGOV_Emerg_Mrkt_Loc	-18%	Not stable primary Trend.

**MARKET SELECTION ARCHIVE 2020**

All published informations represents an analytical and exemplary study of markets and financial instruments and do not represent advice or solicitation of investments or public savings. Reports, articles and all contents of MarketTiming.eu site are protected by the author's reserved rights. In Trading Capital is at risk!

BOND_Corp_Europa	3%	Not stable primary Trend.
BOND_Corp_Usa	7%	Stably aligned primary UpTrend about -0,7%.
BOND_Corp_Emerg	12%	Not stable primary Trend.Trend in bullish accelerationwith increasing volatility stance in a range of 2,9% (risk weight).
BOND_High_Yeld_GL	20%	Stably aligned primary DownTrend about -0,6%.Trend in bullish accelerationwith increasing volatility stance in a range of 1,2% (risk weight).

© MarketTiming Research (ALL RIGHTS REDERVED)

MarketTiming Selection for the week of 15/6/2020

This Report is a representative study of markets stance and does not constitute an investment advisory service.

MARKET	SELECTION			weekly outlook		TREND STABILITY			PRIMARY TREND			VOLATILITY STANCE		
	Stability	Trend	Return Risk	Dynamic	Timing Power	LONG TERM	MEDIUM TERM	SHORT TERM	29/mag	05/giu	12/giu	29/mag		
Stocks														
FTSE_MIB_(ITALY)		12%		10%		-6,3%	5,3%	6,5%	12,1%	5,1%	10,9%	-6,4%	18,3%	6,0%
CAC_40_(FRANCE)		13%	24%			-6,1%	5,3%	5,0%	13,1%	5,6%	10,7%	-6,9%	17,8%	7,1%
DAX_(GERMANY)	14%	14%	25%			3,2%	12,3%	5,7%	14,2%	4,6%	10,9%	-7,0%	18,8%	5,4%
FTSE_100_(UK)				29%	-26%	-6,7%	3,9%	2,6%	5,3%	1,4%	6,7%	-5,8%	11,4%	5,6%
Dow_Jones_Ind_Av_(USA)	9%	8%		-22%	-27%	1,1%	8,4%	4,0%	8,1%	3,9%	6,5%	-5,4%	13,6%	5,8%
Nasdaq_100_(USA)	21%			-12%	-18%	15,5%	12,5%	2,8%	5,6%	1,6%	2,5%	-1,5%	10,1%	4,1%
Nikkei_225_(JAPAN)	14%	11%	25%		5%	4,5%	11,5%	4,6%	11,3%	7,3%	4,5%	-2,4%	14,5%	6,4%
Hang_Seng_(HONG KONG)						-4,2%	1,1%	3,5%	2,1%	0,1%	7,9%	-1,9%	11,5%	4,1%
Shanghai_Comp_(CHINA)	3%				6%	0,3%	2,1%	1,4%	1,8%	1,4%	2,8%	-0,4%	5,3%	2,1%
BSE_Sensex_(INDIA)		9%				-8,0%	2,0%	4,6%	8,6%	5,7%	5,7%	-1,5%	15,1%	6,3%
RTSI_(RUSSIA)		12%	26%			-4,7%	7,2%	2,6%	11,8%	2,6%	5,4%	-3,7%	14,6%	3,9%
Ibovespa_(BRAZIL)	-39%	-20%		27%	18%	-28,0%	-21,6%	-7,2%	-19,9%	-30,5%	11,3%	3,5%	-45,1%	-49,6%
Currency & Comodity														

**MARKET SELECTION ARCHIVE 2020**

All published informations represents an analytical and exemplary study of markets and financial instruments and do not represent advice or solicitation of investments or public savings. Reports, articles and all contents of MarketTiming.eu site are protected by the author's reserved rights. In Trading Capital is at risk!

EUR/USD	31%	12%	49%	-19%	8%	2,7%	3,1%	1,7%	4,1%	1,8%	1,8%	-0,3%	5,6%	2,5%
Gold					50%	9,0%	3,2%	0,0%	-0,9%	-0,2%	-2,5%	3,0%	-5,9%	-3,1%
Crude_Oil_WTI		69%	51%	-39%	-3%	-16,6%	19,4%	7,2%	22,6%	5,2%	12,1%	-7,5%	29,8%	13,3%
Natural_Gas	-69%	18%		42%		-14,8%	-0,7%	-1,2%	6,0%	5,8%	-1,9%	-3,3%	-16,3%	-11,2%
Agriculture					-40%	2,9%	2,2%	-0,6%	-2,0%	-1,2%	-0,4%	-1,3%	-4,2%	-1,9%
<b>Bond</b>														
BGOV_ITA_BTP		16%	100%	8%		-1,0%	0,4%	0,4%	2,5%	0,7%	0,5%	-0,5%	3,0%	1,2%
BGOV_GERM_BUND	-13%	-6%		13%	21%	-0,8%	-1,1%	-0,5%	-0,9%	-0,5%	-1,5%	1,5%	-2,5%	-1,0%
BGOV_UK_GILT					28%	3,3%	0,7%	-0,3%	0,2%	0,1%	-2,7%	2,5%	-3,5%	-1,9%
BGOV_USA_Treasury		-4%			27%	3,5%	0,4%	-0,3%	-0,7%	-0,2%	-1,5%	1,2%	-2,1%	-0,6%
BGOV_Emerg_Mrkt_Loc		18%		-9%		-3,4%	2,0%	0,2%	2,8%	0,1%	1,5%	-1,3%	5,0%	-1,5%
BOND_Corp_Europa		17%		46%		-0,4%	1,6%	1,0%	2,6%	0,7%	2,1%	-0,8%	3,7%	1,0%
BOND_Corp_Usa		-11%		-11%		1,0%	0,4%	-0,9%	-1,8%	-1,6%	-0,5%	-0,7%	-4,0%	-2,2%
BOND_Corp_Emerg		15%			-23%	-7,9%	-0,1%	0,7%	2,3%	0,4%	3,2%	-3,1%	5,8%	-1,5%
BOND_High_Yeld_GL	-87%	-14%		-13%		-9,4%	-5,7%	-0,4%	-2,2%	-1,0%	0,6%	<b>0,0%</b>	-3,8%	-2,5%

© MarketTiming Research (ALL RIGHTS REDERVED)

MarketTiming Selection for the week of 15/6/2020	
Stocks	
FTSE_MIB_(ITALY)	Not stable primary Trend.
CAC_40_(FRANCE)	Not stable primary Trend.
DAX_(GERMANY)	Almost stable primary UpTrend about 14,1%.
FTSE_100_(UK)	Not stable primary Trend.
Dow_Jones_Ind_Av_(USA)	Almost stable primary UpTrend about 8,1%.
Nasdaq_100_(USA)	Stable Up Trend but without relevant performance.
Nikkei_225_(JAPAN)	Almost stable primary UpTrend about 11,3%.

**MARKET SELECTION ARCHIVE 2020**

All published informations represents an analytical and exemplary study of markets and financial instruments and do not represent advice or solicitation of investments or public savings. Reports, articles and all contents of MarkeTiming.eu site are protected by the author's reserved rights. In Trading Capital is at risk!

Hang_Seng_(HONG KONG)	Not stable primary Trend.
Shanghai_Comp_(CHINA)	Stable Up Trend but without relevant performance.
BSE_Sensex_(INDIA)	Not stable primary Trend.
RTSI_(RUSSIA)	Not stable primary Trend.
Ibovespa_(BRAZIL)	Almost stable primary DownTrend about -19,8%.
Currency & Comodity	
EUR/USD	Almost stable primary UpTrend about 4%.
Gold	Not stable primary Trend. UpTrend in stability mitigation.
Crude_Oil_WTI	Not stable primary Trend.
Natural_Gas	Almost stable primary DownTrend about 5,9%.
Agriculture	Not stable primary Trend. UpTrend in stability mitigation. Trend in bullish acceleration with increasing volatility stance in a range of -4,1% (risk weight).
Bond	
BGOV_ITA_BTP	Not stable primary Trend.
BGOV_GERM_BUND	Almost stable primary DownTrend about -0,9%.
BGOV_UK_GILT	Not stable primary Trend. UpTrend in stability mitigation.
BGOV_USA_Treasury	Not stable primary Trend. UpTrend in stability mitigation.
BGOV_Emerg_Mrkt_Loc	Not stable primary Trend.
BOND_Corp_Europa	Not stable primary Trend.
BOND_Corp_Usa	Not stable primary Trend. UpTrend in stability mitigation. Trend in bullish acceleration with increasing volatility stance in a range of -2,7% (risk weight).
BOND_Corp_Emerg	Not stable primary Trend. DownTrend in stability mitigation.
BOND_High_Yield_GL	

© MarkeTiming Research (ALL RIGHTS REDERVED)

MarkeTiming Selection for the week of 8/6/2020

*This Report is a representative study of markets stance and does not constitute an investment advisory service.*



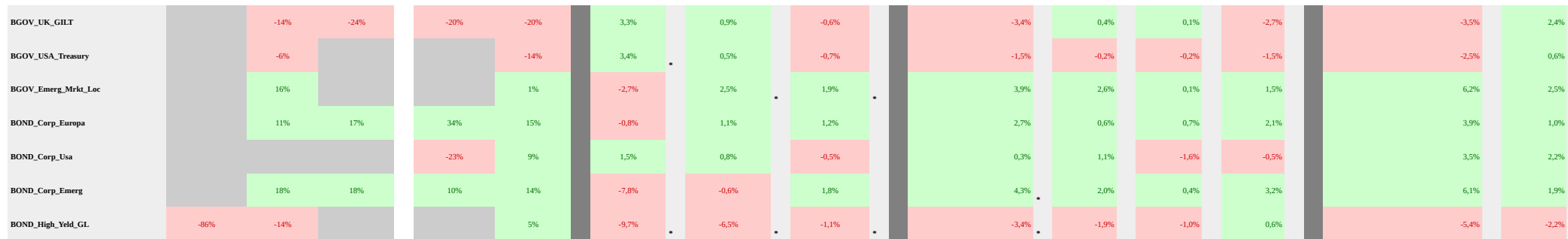
**MARKET SELECTION ARCHIVE 2020**

All published informations represents an analytical and exemplary study of markets and financial instruments and do not represent advice or solicitation of investments or public savings. Reports, articles and all contents of MarketTiming.eu site are protected by the author's reserved rights. In Trading Capital is at risk!

MARKET	SELECTION			weekly outlook		TREND STABILITY			PRIMARY TREND				VOLATILITY STANCE		
	Stability	Trend	Return Risk	Dynamic	Timing Power	LONG TERM	MEDIUM TERM	SHORT TERM	22/mag	29/mag	05/gyu	22/mag	22/mag		
<b>Stocks</b>															
FTSE_MIB_(ITALY)		15%	32%		6%	18%	-8.5%	1.7%	7.7%	15.8%	2.8%	5.1%	10.9%	18.8%	2.8%
CAC_40_(FRANCE)		13%			10%	14%	-7.3%	3.0%	7.4%	14.2%	3.9%	5.6%	10.7%	21.6%	4.0%
DAX_(GERMANY)	11%	16%	32%			18%	0.3%	8.5%	6.5%	17.8%	5.8%	4.6%	10.9%	21.7%	3.7%
FTSE_100_(UK)						18%	-7.8%	2.0%	3.4%	9.2%	3.3%	1.4%	6.7%	12.2%	4.3%
Dow_Jones_Ind_Av_(USA)		10%			5%		-0.6%	5.8%	5.0%	11.3%	3.3%	3.9%	6.5%	18.2%	2.7%
Nasdaq_100_(USA)	19%						13.9%	10.6%	2.6%	6.4%	2.9%	1.6%	2.5%	10.4%	2.8%
Nikkei_225_(JAPAN)	14%	12%	36%		-6%		3.6%	10.1%	6.6%	13.3%	1.8%	7.3%	4.5%	14.5%	3.6%
Hang_Seng_(HONG KONG)					39%	18%	-6.8%	-2.0%	1.5%	2.2%	-3.6%	0.1%	7.9%	9.5%	-3.3%
Shanghai_Comp_(CHINA)					15%	14%	-0.1%	1.9%	1.4%	1.2%	-1.9%	1.4%	2.8%	4.9%	-3.2%
BSE_Sensex_(INDIA)							-8.3%	0.7%	6.6%	8.4%	-1.4%	5.7%	5.7%	14.0%	-4.1%
RTSI_(RUSSIA)		12%				-18%	-4.4%	6.2%	6.1%	13.2%	7.3%	2.6%	5.4%	17.7%	10.0%
Ibovespa_(BRAZIL)	-56%	-21%					-32.9%	-28.0%	-17.5%	-22.6%	0.0%	-30.5%	11.3%	-42.7%	-4.0%
<b>Currency &amp; Comodity</b>															
EUR/USD	100%	6%			21%		1.9%	2.5%	2.0%	4.2%	0.8%	1.8%	1.8%	5.4%	1.9%
Gold		-2%			-48%	-82%	9.0%	3.5%	-0.2%	-1.2%	-1.1%	-0.2%	-2.5%	-6.0%	-3.4%
Crude_Oil_WTI		90%	100%		31%	-3%	-19.8%	13.5%	13.0%	60.5%	12.4%	5.2%	12.1%	47.9%	14.9%
Natural_Gas		-2%					-14.2%	0.4%	1.2%	-1.5%	5.5%	5.8%	-1.9%	-20.7%	-11.3%
Agriculture						15%	3.5%	2.8%	-0.1%	0.4%	0.9%	-1.2%	-0.4%	2.5%	2.1%
<b>Bond</b>															
BGOV_ITA_BTP		11%	19%		13%	6%	-1.1%	0.3%	1.0%	2.7%	1.7%	0.7%	0.5%	3.6%	1.5%
BGOV_GERM_BUND	-14%	-10%	-22%			-17%	-0.8%	-1.1%	-0.8%	-2.3%	-0.3%	-0.5%	-1.5%	-2.6%	-0.8%

**MARKET SELECTION ARCHIVE 2020**

All published informations represents an analytical and exemplary study of markets and financial instruments and do not represent advice or solicitation of investments or public savings. Reports, articles and all contents of MarkeTiming.eu site are protected by the author's reserved rights. In Trading Capital is at risk!



© MarkeTiming Research (ALL RIGHTS REDERVED)

**MarketTiming Selection for the week of 8/6/2020**

Category	MarketTiming Selection for the week of 8/6/2020
<b>Stocks</b>	
FTSE_MIB_(ITALY)	Not stable primary Trend. Trend in bullish acceleration if goes over 20198 with increasing volatility stance in a range of 10% (risk weight).
CAC_40_(FRANCE)	Not stable primary Trend. Trend in bullish acceleration if goes over 5199 with increasing volatility stance in a range of 9,5% (risk weight).
DAX_(GERMANY)	Almost stable primary UpTrend about 17,8%. Trend in bullish acceleration if goes over 12858 with increasing volatility stance in a range of 10,5% (risk weight).
FTSE_100_(UK)	Not stable primary Trend. Trend in bullish acceleration if goes over 6489 with increasing volatility stance in a range of 6,4% (risk weight).
Dow_Jones_Ind_Av_(USA)	Not stable primary Trend. Trend in bullish acceleration if goes over 27338 with increasing volatility stance in a range of 8% (risk weight).
Nasdaq_100_(USA)	Stably aligned primary UpTrend about 6,4%. Trend in bullish acceleration if goes over 9846 with increasing volatility stance in a range of 3,4% (risk weight).
Nikkei_225_(JAPAN)	Almost stable primary UpTrend about 13,3%. Trend in bullish acceleration if goes over 22907 with increasing volatility stance in a range of 4,4% (risk weight).
Hang_Seng_(HONG KONG)	Not stable primary Trend. DownTrend in stability mitigation.
Shanghai_Comp_(CHINA)	Not stable primary Trend.
BSE_Sensex_(INDIA)	Not stable primary Trend. Trend in bullish acceleration if goes over 34488 with increasing volatility stance in a range of 4,7% (risk weight).
RTSI_(RUSSIA)	Not stable primary Trend. Trend in bullish acceleration if goes over 1301 with increasing volatility stance in a range of 5,2% (risk weight).
Ibovespa_(BRAZIL)	Almost stable primary DownTrend about -22,5%.
<b>Currency &amp; Comodity</b>	
EUR/USD	Almost stable primary UpTrend about 4,2%. Trend in bullish acceleration if goes over 1 with increasing volatility stance in a range of 2,5% (risk weight).
Gold	Not stable primary Trend. UpTrend in stability mitigation.

**MARKET SELECTION ARCHIVE 2020**

All published informations represents an analytical and exemplary study of markets and financial instruments and do not represent advice or solicitation of investments or public savings. Reports, articles and all contents of MarketTiming.eu site are protected by the author's reserved rights. In Trading Capital is at risk!

Crude_Oil_WTI	Not stable primary Trend. Trend in bearish acceleration if goes under 34 with increasing volatility stance in a range of 14,2% (risk weight).
Natural_Gas	Not stable primary Trend.
Agriculture	Not stable primary Trend. UpTrend in stability mitigation.
Bond	
BGOV_ITA_BTP	Not stable primary Trend. Trend in bearish acceleration with increasing volatility stance in a range of 1,2% (risk weight).
BGOV_GERM_BUND	Almost stable primary DownTrend about -2,3%. Trend in bullish acceleration with increasing volatility stance in a range of -1,6% (risk weight).
BGOV_UK_GILT	Not stable primary Trend. UpTrend in stability mitigation. Trend in bullish acceleration with increasing volatility stance in a range of -3% (risk weight).
BGOV_USA_Treasury	Not stable primary Trend. UpTrend in stability mitigation.
BGOV_Emerg_Mrkt_Loc	Not stable primary Trend. Trend in bullish acceleration with increasing volatility stance in a range of 2% (risk weight).
BOND_Corp_Europa	Not stable primary Trend. Trend in bullish acceleration with increasing volatility stance in a range of 2,3% (risk weight).
BOND_Corp_Usa	Not stable primary Trend. UpTrend in stability mitigation.
BOND_Corp_Emerg	Not stable primary Trend. DownTrend in stability mitigation. Trend in bullish acceleration with increasing volatility stance in a range of 2,7% (risk weight).
BOND_High_Yeld_GL	Almost stable primary DownTrend about -3,4%.

© MarketTiming Research (ALL RIGHTS REDERVED)

MarketTiming Selection for the week of 01/6/2020

This Report is a representative study of markets stance and does not constitute an investment advisory service.

MARKET	SELECTION			weekly outlook		TREND STABILITY			PRIMARY TREND			VOLATILITY STANCE		
	Stability	Trend	Return Risk	Dynamic	Timing Power	LONG TERM	MEDIUM TERM	SHORT TERM	15/mag	22/mag	29/mag	15/mag		
Stocks														
FTSE_MIB_(ITALY)				11%	18%	-15,6%	-7,2%	2,7%	2,9%	-3,4%	2,8%	5,1%	9,1%	-5,1%
CAC_40_(FRANCE)				11%		-13,5%	-4,7%	3,4%	2,7%	-6,0%	3,9%	5,6%	13,0%	-8,5%
DAX_(GERMANY)		7%				-4,9%	2,3%	4,8%	6,7%	-4,0%	5,8%	4,6%	12,4%	-5,6%
FTSE_100_(UK)		6%				-11,0%	-2,3%	2,1%	5,4%	-2,3%	3,3%	1,4%	8,9%	-4,3%

**MARKET SELECTION ARCHIVE 2020**

All published informations represents an analytical and exemplary study of markets and financial instruments and do not represent advice or solicitation of investments or public savings. Reports, articles and all contents of MarketTiming.eu site are protected by the author's reserved rights. In Trading Capital is at risk!

<b>Dow_Jones_Ind_Av_(USA)</b>		8%		20%		-4,6%	1,1%	3,2%	7,1%	-2,6%	3,3%	3,9%	12,1%	-6,6%
<b>Nasdaq_100_(USA)</b>	18%	11%	51%		7%	11,8%	8,4%	1,9%	9,6%	-0,7%	2,9%	1,6%	9,7%	-5,3%
<b>Nikkei_225_(JAPAN)</b>		13%	49%	16%	21%	-1,7%	4,0%	4,4%	11,5%	-0,7%	1,8%	7,3%	12,2%	-3,5%
<b>Hang_Seng_(HONG KONG)</b>	-17%	-8%		25%		-11,1%	-7,0%	-2,7%	-6,8%	-1,8%	-3,6%	0,1%	-9,4%	-4,5%
<b>Shanghai_Comp_(CHINA)</b>	-4%					-3,0%	-1,2%	-1,1%	-0,3%	-0,9%	-1,9%	1,4%	3,9%	-1,8%
<b>BSE_Sensex_(INDIA)</b>		-4%		17%	22%	-15,5%	-8,0%	0,3%	-3,8%	-1,7%	-1,4%	5,7%	-9,1%	-6,5%
<b>RTSI_(RUSSIA)</b>		9%				-8,6%	0,3%	4,9%	8,4%	-2,5%	7,3%	2,6%	13,9%	-5,1%
<b>Ibovespa_(BRAZIL)</b>	-61%	-34%			-32%	-29,9%	-26,0%	-18,9%	-30,5%	0,0%	0,0%	-30,5%	-39,5%	-4,0%
<b>Currency &amp; Comodity</b>														
<b>EUR/USD</b>				26%	43%	-0,2%	0,4%	0,8%	1,1%	-0,2%	0,8%	1,8%	3,5%	-1,0%
<b>Gold</b>				-22%	41%	9,3%	3,9%	-0,3%	1,4%	2,7%	-1,1%	-0,2%	5,2%	3,9%
<b>Crude_Oil_WTI</b>		94%	100%	22%		-27,7%	0,6%	14,9%	79,5%	21,1%	12,4%	5,2%	58,9%	22,8%
<b>Natural_Gas</b>		-3%				-11,7%	3,7%	2,5%	-2,8%	-10,1%	5,5%	5,8%	-30,0%	-16,5%
<b>Agriculture</b>	100%	3%		-30%	-16%	4,4%	3,8%	1,1%	2,4%	1,1%	0,9%	-1,2%	4,4%	1,3%
<b>Bond</b>														
<b>BGOV_ITA_BTP</b>		13%		15%	-4%	-1,4%	-0,2%	1,3%	1,7%	-0,3%	1,7%	0,7%	3,7%	-0,9%
<b>BGOV_GERM_BUND</b>	-5%	-10%	-54%	-21%	2%	-0,2%	-0,4%	-0,5%	-1,4%	0,0%	-0,3%	-0,5%	-1,8%	0,6%
<b>BGOV_UK_GILT</b>					26%	4,5%	2,2%	-0,2%	-0,1%	-1,2%	0,4%	0,1%	-2,9%	-1,3%
<b>BGOV_USA_Treasury</b>		-2%				4,4%	1,6%	-0,1%	-0,2%	0,4%	-0,2%	-0,2%	-1,1%	1,0%
<b>BGOV_Emerg_Mrkt_Loc</b>		33%	46%			-3,7%	1,1%	2,3%	4,3%	-0,3%	2,6%	0,1%	7,0%	-1,5%
<b>BOND_Corp_Europa</b>		2%			21%	-2,0%	-0,1%	0,5%	0,2%	-0,7%	0,6%	0,7%	1,9%	-1,1%
<b>BOND_Corp_Usa</b>	24%	-6%		-18%	-26%	2,8%	2,1%	0,8%	-0,8%	1,4%	1,1%	-1,6%	3,5%	2,2%
<b>BOND_Corp_Emerg</b>		17%			-3%	-9,2%	-2,7%	1,5%	2,2%	-1,2%	2,0%	0,4%	4,7%	-2,4%
<b>BOND_High_Yeld_GL</b>	-71%	-17%		-45%	-18%	-9,1%	-6,4%	-0,9%	-2,2%	-1,2%	-1,9%	-1,0%	-5,4%	-2,8%

MarketTiming Selection for the week of 32/5/2020	
<b>Stocks</b>	
FTSE_MIB_(ITALY)	Not stable primary Trend. DownTrend in stability mitigation.
CAC_40_(FRANCE)	Not stable primary Trend. DownTrend in stability mitigation.
DAX_(GERMANY)	Not stable primary Trend. Trend in bullish acceleration if goes over 11747 with increasing volatility stance in a range of 5,4% (risk weight).
FTSE_100_(UK)	Not stable primary Trend. DownTrend in stability mitigation. Trend in bullish acceleration if goes over 6234 with increasing volatility stance in a range of 5,6% (risk weight).
Dow_Jones_Ind_Av_(USA)	Not stable primary Trend. Trend in bullish acceleration if goes over 25758 with increasing volatility stance in a range of 5,7% (risk weight).
Nasdaq_100_(USA)	Stably aligned primary UpTrend about 9,5%. Trend in bearish acceleration if goes under 9182 with increasing volatility stance in a range of 4% (risk weight).
Nikkei_225_(JAPAN)	Not stable primary Trend. Trend in bullish acceleration if goes over 21955 with increasing volatility stance in a range of 6,3% (risk weight).
Hang_Seng_(HONG KONG)	Almost stable primary DownTrend about -6,8%.
Shanghai_Comp_(CHINA)	Stable Down Trend but without relevant performance.
BSE_Sensex_(INDIA)	Not stable primary Trend. DownTrend in stability mitigation.
RTSI_(RUSSIA)	Not stable primary Trend. Trend in bullish acceleration if goes over 1243 with increasing volatility stance in a range of 3,8% (risk weight).
Ibovespa_(BRAZIL)	Stably aligned primary DownTrend about -30,4%. Trend in bullish acceleration if goes over 21691 with increasing volatility stance in a range of -49,5% (risk weight).
<b>Currency &amp; Comodity</b>	
EUR/USD	Not stable primary Trend.
Gold	Not stable primary Trend. UpTrend in stability mitigation.
Crude_Oil_WTI	Not stable primary Trend. Trend in bearish acceleration if goes under 31 with reducing volatility stance in a range of 13,2% (risk weight).
Natural_Gas	Not stable primary Trend.
Agriculture	Almost stable primary UpTrend about 2,4%.
<b>Bond</b>	
BGOV_ITA_BTP	Not stable primary Trend. DownTrend in stability mitigation. Trend in bullish acceleration with increasing volatility stance in a range of 1,2% (risk weight).
BGOV_GERM_BUND	Almost stable primary DownTrend about -1,3%. Trend in bullish acceleration with increasing volatility stance in a range of -1% (risk weight).
BGOV_UK_GILT	Not stable primary Trend. UpTrend in stability mitigation.
BGOV_USA_Treasury	Not stable primary Trend. UpTrend in stability mitigation. Trend in bullish acceleration with increasing volatility stance in a range of -0,6% (risk weight).
BGOV_Emerg_Mrkt_Loc	Not stable primary Trend. Trend in bearish acceleration with reducing volatility stance in a range of -1,4% (risk weight).

**MARKET SELECTION ARCHIVE 2020**

All published informations represents an analytical and exemplary study of markets and financial instruments and do not represent advice or solicitation of investments or public savings. Reports, articles and all contents of MarketTiming.eu site are protected by the author's reserved rights. In Trading Capital is at risk!

<b>BOND_Corp_Europa</b>	Not stable primary Trend. DownTrend in stability mitigation.
<b>BOND_Corp_Usa</b>	Almost stable primary UpTrend about -0,8%.
<b>BOND_Corp_Emerg</b>	Not stable primary Trend. DownTrend in stability mitigation. Trend in bearish acceleration with increasing volatility stance in a range of -1,5% (risk weight).
<b>BOND_High_Yeld_GL</b>	Stably aligned primary DownTrend about -2,2%. Trend in bullish acceleration with increasing volatility stance in a range of -2,5% (risk weight).

© MarketTiming Research (ALL RIGHTS REDERVED)

MarketTiming Selection for the week of 25/5/2020

This Report is a representative study of markets stance and does not constitute an investment advisory service.

MARKET	SELECTION			weekly outlook		TREND STABILITY			PRIMARY TREND				VOLATILITY STANCE		
	Stability	Trend	Return Risk	Dynamic	Timing Power	LONG TERM	MEDIUM TERM	SHORT TERM	trend evolution						
									00/mag	15/mag	22/mag		00/mag		
Stocks															
<b>FTSE_MIB_(ITALY)</b>	-25%				4%	-19,1%	-12,4%	-0,9%	2,7%	-1,4%	-3,4%	2,8%	8,6%	2,7%	
<b>CAC_40_(FRANCE)</b>	-22%			14%		-17,4%	-10,1%	-0,5%	1,2%	-0,5%	-6,0%	3,9%	-11,6%	4,4%	
<b>DAX_(GERMANY)</b>		19%	50%		15%	-9,5%	-3,5%	1,4%	7,1%	0,4%	-4,0%	5,8%	7,9%	4,6%	
<b>FTSE_100_(UK)</b>		11%			13%	-13,2%	-5,5%	0,8%	4,2%	3,0%	-2,3%	3,3%	6,0%	4,1%	
<b>Dow_Jones_Ind_Av_(USA)</b>					3%	-7,2%	-2,5%	1,5%	2,8%	2,4%	-2,6%	3,3%	8,1%	4,0%	
<b>Nasdaq_100_(USA)</b>	18%	19%		-8%	4%	11,9%	8,0%	3,1%	7,2%	5,6%	-0,7%	2,9%	9,3%	6,2%	
<b>Nikkei_225_(JAPAN)</b>		15%	50%	-10%		-5,7%	-1,0%	2,0%	5,8%	2,9%	-0,7%	1,8%	6,6%	3,7%	
<b>Hang_Seng_(HONG KONG)</b>	-10%	-10%		-10%	-14%	-7,8%	-4,4%	-0,4%	-3,8%	-1,7%	-1,8%	-3,6%	-5,2%	2,7%	
<b>Shanghai_Comp_(CHINA)</b>				-13%		-1,6%	-0,2%	0,4%	0,2%	1,2%	-0,9%	-1,9%	5,4%	2,5%	
<b>BSE_Sensex_(INDIA)</b>	-25%			-30%	-4%	-17,7%	-11,6%	-3,0%	-2,1%	-6,2%	-1,7%	-1,4%	-12,2%	-4,9%	
<b>RTSI_(RUSSIA)</b>		26%		15%	13%	-11,3%	-4,3%	4,2%	9,9%	1,0%	-2,5%	7,3%	14,1%	5,2%	
<b>Ibovespa_(BRAZIL)</b>					-32%	-5,2%	-1,7%	3,9%	0,0%	0,0%	0,0%	0,0%	-4,0%	-4,0%	
Currency & Comodity															

**MARKET SELECTION ARCHIVE 2020**

All published informations represents an analytical and exemplary study of markets and financial instruments and do not represent advice or solicitation of investments or public savings. Reports, articles and all contents of MarketTiming.eu site are protected by the author's reserved rights. In Trading Capital is at risk!

EUR/USD			34%		-0,8%	-0,2%	0,5%	0,9%	-1,3%	-0,2%	0,8%	2,3%	-1,9%	
Gold	37%		-47%	-6%	11,1%	5,9%	1,1%	-0,3%	0,1%	2,7%	-1,1%	-5,7%	-3,0%	
Crude_Oil_WTI		97%	100%		-30,7%	-6,0%	31,3%	96,5%	25,3%	21,1%	12,4%	95,4%	35,1%	
Natural_Gas	-46%			94%	-16,7%	-2,0%	-3,6%	0,5%	-3,2%	-10,1%	5,5%	-29,8%	-17,2%	
Agriculture	17%	3%			-20%	3,8%	3,3%	1,1%	3,1%	1,6%	1,1%	0,9%	4,4%	2,5%
<b>Bond</b>														
BGOV_ITA_BTP		15%		19%	-2,4%	-1,3%	0,6%	1,8%	-0,5%	-0,3%	1,7%	2,6%	-1,6%	
BGOV_GERM_BUND					-43%	0,2%	0,1%	-0,3%	-0,1%	-0,6%	0,0%	-0,3%	-1,2%	-1,0%
BGOV_UK_GILT				19%	4,5%	2,4%	-0,4%	0,1%	0,6%	-1,2%	0,4%	2,9%	2,9%	
BGOV_USA_Treasury					-26%	4,6%	2,0%	-0,2%	-0,6%	-0,3%	0,4%	-0,2%	-1,2%	-0,8%
BGOV_Emerg_Mrkt_Loc		46%	100%		9%	-5,6%	-1,1%	1,8%	5,6%	1,9%	-0,3%	2,6%	5,9%	3,5%
BOND_Corp_Europa	-17%			19%	-2,8%	-1,1%	-0,2%	0,3%	-0,4%	-0,7%	0,6%	1,6%	-1,0%	
BOND_Corp_Usa	20%	6%			2,6%	1,9%	0,4%	0,8%	-1,6%	1,4%	1,1%	3,3%	-1,9%	
BOND_Corp_Emerg		19%			12%	18%	0,6%	2,3%	1,1%	-1,2%	2,0%	3,1%	2,3%	
BOND_High_Yeld_GL	-63%	-15%			-10%	-25%	-0,4%	-1,9%	1,9%	-1,2%	-1,9%	-3,8%	3,1%	

© MarketTiming Research (ALL RIGHTS REDERVED)

MarketTiming Selection for the week of 25/5/2020	
Stocks	
FTSE_MIB_(ITALY)	Stable Down Trend but without relevant performance.
CAC_40_(FRANCE)	Stable Down Trend but without relevant performance.
DAX_(GERMANY)	Not stable primary Trend. DownTrend in stability mitigation. Trend in bullish acceleration if goes over 11089 with increasing volatility stance in a range of 3,7% (risk weight).
FTSE_100_(UK)	Not stable primary Trend. DownTrend in stability mitigation. Trend in bullish acceleration if goes over 6058 with increasing volatility stance in a range of 4,2% (risk weight).
Dow_Jones_Ind_Av_(USA)	Not stable primary Trend. DownTrend in stability mitigation.
Nasdaq_100_(USA)	Stably aligned primary UpTrend about 7,1%. Trend in bullish acceleration if goes over 9515 with increasing volatility stance in a range of 2,8% (risk weight).
Nikkei_225_(JAPAN)	Not stable primary Trend. DownTrend in stability mitigation. Trend in bullish acceleration if goes over 20734 with increasing volatility stance in a range of 3,5% (risk weight).

## MARKET SELECTION ARCHIVE 2020

All published informations represents an analytical and exemplary study of markets and financial instruments and do not represent advice or solicitation of investments or public savings. Reports, articles and all contents of MarketTiming.eu site are protected by the author's reserved rights. In Trading Capital is at risk!

<b>Hang_Seng_(HONG KONG)</b>	Stably aligned primary DownTrend about -3,7%. Trend in bullish acceleration if goes over 24528 with increasing volatility stance in a range of -3,3% (risk weight).
<b>Shanghai_Comp_(CHINA)</b>	Not stable primary Trend. DownTrend in stability mitigation.
<b>BSE_Sensex_(INDIA)</b>	Stably aligned primary DownTrend about -2%. Trend in bullish acceleration if goes over 31248 with increasing volatility stance in a range of -4,1% (risk weight).
<b>RTSI_(RUSSIA)</b>	Not stable primary Trend. DownTrend in stability mitigation. Trend in bullish acceleration if goes over 1243 with increasing volatility stance in a range of 10% (risk weight).
<b>Ibovespa_(BRAZIL)</b>	Not stable primary Trend. DownTrend in stability mitigation.
<b>Currency &amp; Comodity</b>	
<b>EUR/USD</b>	Not stable primary Trend. DownTrend in stability mitigation. Trend in bullish acceleration if goes over 1 with increasing volatility stance in a range of 1,9% (risk weight).
<b>Gold</b>	Stable Up Trend but without relevant performance.
<b>Crude_Oil_WTI</b>	Not stable primary Trend. DownTrend in stability mitigation. Trend in bearish acceleration if goes under 29 with reducing volatility stance in a range of 14,9% (risk weight).
<b>Natural_Gas</b>	Stable Down Trend but without relevant performance.
<b>Agriculture</b>	Stably aligned primary UpTrend about 3%. Trend in bullish acceleration with increasing volatility stance in a range of 2,1% (risk weight).
<b>Bond</b>	
<b>BGOV_ITA_BTP</b>	Not stable primary Trend. DownTrend in stability mitigation. Trend in bullish acceleration with increasing volatility stance in a range of 1,5% (risk weight).
<b>BGOV_GERM_BUND</b>	Not stable primary Trend. UpTrend in stability mitigation.
<b>BGOV_UK_GILT</b>	Not stable primary Trend. UpTrend in stability mitigation.
<b>BGOV_USA_Treasury</b>	Not stable primary Trend. UpTrend in stability mitigation. Trend in bullish acceleration with increasing volatility stance in a range of 0,6% (risk weight).
<b>BGOV_Emerg_Mrkt_Loc</b>	Not stable primary Trend. DownTrend in stability mitigation. Trend in bullish acceleration with increasing volatility stance in a range of 2,5% (risk weight).
<b>BOND_Corp_Europa</b>	Stable Down Trend but without relevant performance.
<b>BOND_Corp_Usa</b>	Stably aligned primary UpTrend about 0,7%.
<b>BOND_Corp_Emerg</b>	Not stable primary Trend. DownTrend in stability mitigation. Trend in bullish acceleration with increasing volatility stance in a range of 1,9% (risk weight).
<b>BOND_High_Yeld_GL</b>	Stably aligned primary DownTrend about -1,8%. Trend in bullish acceleration with increasing volatility stance in a range of -2,2% (risk weight).

© MarketTiming Research (ALL RIGHTS REDERVED)

MarketTiming Selection for the week of 18/5/2020

This Report is a representative study of markets stance and does not constitute an investment advisory service.



**MARKET SELECTION ARCHIVE 2020**

All published informations represents an analytical and exemplary study of markets and financial instruments and do not represent advice or solicitation of investments or public savings. Reports, articles and all contents of MarketTiming.eu site are protected by the author's reserved rights. In Trading Capital is at risk!

MARKET	SELECTION			weekly outlook		TREND STABILITY			PRIMARY TREND				VOLATILITY STANCE	
	Stability	Trend	Return Risk	Dynamic	Timing Power	LONG TERM	MEDIUM TERM	SHORT TERM	01/mag	08/mag	15/mag	01/mag	01/mag	
<b>Stocks</b>														
FTSE_MIB_(ITALY)		-5%			-11%	-19,0%	-13,5%	0,2%	-1,2%	4,9%	-1,4%	-3,4%	-10,1%	6,5%
CAC_40_(FRANCE)	-36%	-22%	-29%		-19%	-18,8%	-12,9%	-1,7%	-4,9%	4,1%	-0,5%	-6,0%	-11,6%	5,8%
DAX_(GERMANY)		-7%			-14%	-12,2%	-7,3%	0,1%	-1,5%	5,1%	0,4%	-4,0%	-8,7%	6,6%
FTSE_100_(UK)				22%		-14,5%	-7,9%	0,8%	0,2%	0,2%	3,0%	-2,3%	6,1%	2,6%
Dow_Jones_Ind_Av_(USA)	-18%	-10%	-19%		17%	-10,1%	-6,3%	-0,5%	-2,3%	-0,3%	2,4%	-2,6%	-8,2%	-4,4%
Nasdaq_100_(USA)	18%	17%	23%			9,3%	5,2%	2,3%	3,6%	-0,6%	5,6%	-0,7%	11,1%	-3,8%
Nikkei_225_(JAPAN)		3%		-33%		-6,8%	-3,1%	2,2%	0,7%	1,9%	2,9%	-0,7%	8,4%	4,8%
Hang_Seng_(HONG KONG)		-11%	-29%		-13%	-7,5%	-4,9%	0,2%	-2,4%	3,4%	-1,7%	-1,8%	-5,6%	3,3%
Shanghai_Comp_(CHINA)		5%				-1,2%	-0,2%	1,0%	1,1%	1,8%	1,2%	-0,9%	5,4%	3,8%
BSE_Sensex_(INDIA)	-28%	-7%		-45%		-15,6%	-10,5%	-0,7%	-1,6%	7,6%	-6,2%	-1,7%	-10,9%	6,8%
RTSI_(RUSSIA)		12%				-16,3%	-11,3%	1,3%	2,7%	4,0%	1,0%	-2,5%	15,9%	7,8%
Ibovespa_(BRAZIL)					-26%	-5,5%	-2,8%	3,9%	0,0%	0,0%	0,0%	0,0%	-4,0%	-4,0%
<b>Currency &amp; Comodity</b>														
EUR/USD	-6%			16%		-1,8%	-1,2%	-0,2%	-0,5%	1,5%	-1,3%	-0,2%	-2,7%	1,9%
Gold	26%	5%	46%	20%	94%	10,1%	5,2%	0,0%	3,5%	-1,9%	0,1%	2,7%	5,6%	-4,0%
Crude_Oil_WTI		83%		40%		-45,0%	-27,5%	26,3%	63,4%	15,3%	25,3%	21,1%	104,8%	59,9%
Natural_Gas	-55%	-9%		-24%	-6%	-19,2%	-5,6%	-7,1%	-6,5%	9,3%	-3,2%	-10,1%	-29,4%	13,0%
Agriculture	13%	4%	54%			3,5%	3,0%	1,3%	2,8%	-0,6%	1,6%	1,1%	3,9%	1,7%
<b>Bond</b>														
BGOV_ITA_BTP				30%		-3,5%	-2,4%	0,2%	-0,3%	0,8%	-0,5%	-0,3%	3,8%	0,7%
BGOV_GERM_BUND	7%					0,5%	0,5%	0,0%	0,3%	0,8%	-0,6%	0,0%	1,5%	1,2%

**MARKET SELECTION ARCHIVE 2020**

All published informations represents an analytical and exemplary study of markets and financial instruments and do not represent advice or solicitation of investments or public savings. Reports, articles and all contents of MarketTiming.eu site are protected by the author's reserved rights. In Trading Capital is at risk!



© MarketTiming Research (ALL RIGHTS REDERVED)

**MarketTiming Selection for the week of 18/5/2020**

Category	Asset Class	Selection Status	
Stocks	FTSE_MIB_(ITALY)	Not stable primary Trend. DownTrend in stability mitigation.	
	CAC_40_(FRANCE)	Stably aligned primary DownTrend about -4,9%.	
	DAX_(GERMANY)	Not stable primary Trend. DownTrend in stability mitigation.	
	FTSE_100_(UK)	Not stable primary Trend. DownTrend in stability mitigation.	
	Dow_Jones_Ind_Av_(USA)	Stably aligned primary DownTrend about -2,2%.	
	Nasdaq_100_(USA)	Almost stable primary UpTrend about 3,6%.	
	Nikkei_225_(JAPAN)	Not stable primary Trend. DownTrend in stability mitigation.	
	Hang_Seng_(HONG KONG)	Not stable primary Trend. DownTrend in stability mitigation. Trend in bullish acceleration if goes over 24766 with increasing volatility stance in a range of -4,4% (risk weight).	
	Shanghai_Comp_(CHINA)	Not stable primary Trend. DownTrend in stability mitigation.	
	BSE_Sensex_(INDIA)	Stably aligned primary DownTrend about -1,5%.	
	RTSI_(RUSSIA)	Not stable primary Trend. DownTrend in stability mitigation.	
	Ibovespa_(BRAZIL)	Not stable primary Trend. DownTrend in stability mitigation.	
	Currency & Comodity	EUR/USD	Stably aligned primary DownTrend about -0,5%. Trend in bullish acceleration if goes over 1 with increasing volatility stance in a range of -1% (risk weight).
		Gold	Stably aligned primary UpTrend about 3,5%. Trend in bullish acceleration if goes over 1760 with increasing volatility stance in a range of 3,9% (risk weight).

**MARKET SELECTION ARCHIVE 2020**

All published informations represents an analytical and exemplary study of markets and financial instruments and do not represent advice or solicitation of investments or public savings. Reports, articles and all contents of MarkeTiming.eu site are protected by the author's reserved rights. In Trading Capital is at risk!

Crude_Oil_WTI	Not stable primary Trend. DownTrend in stability mitigation. Trend in bullish acceleration if goes over 29 with reducing volatility stance in a range of 22,8% (risk weight).
Natural_Gas	Almost stable primary DownTrend about -6,5%.
Agriculture	Stably aligned primary UpTrend about 2,8%. Trend in bullish acceleration with increasing volatility stance in a range of 1,3% (risk weight).
Bond	
BGOV_ITA_BTP	Not stable primary Trend. DownTrend in stability mitigation. Trend in bullish acceleration with reducing volatility stance in a range of -0,9% (risk weight).
BGOV_GERM_BUND	Stable Up Trend but without relevant performance. Trend in bearish acceleration with increasing volatility stance in a range of 0,6% (risk weight).
BGOV_UK_GILT	Stable Up Trend but without relevant performance.
BGOV_USA_Treasury	Not stable primary Trend. UpTrend in stability mitigation.
BGOV_Emerg_Mrkt_Loc	Not stable primary Trend. DownTrend in stability mitigation.
BOND_Corp_Europa	Stably aligned primary DownTrend about 0%.
BOND_Corp_Usa	Not stable primary Trend. UpTrend in stability mitigation.
BOND_Corp_Emerg	Not stable primary Trend. DownTrend in stability mitigation. Trend in bullish acceleration with increasing volatility stance in a range of -2,4% (risk weight).
BOND_High_Yeld_GL	Not stable primary Trend. DownTrend in stability mitigation. Trend in bullish acceleration with increasing volatility stance in a range of -2,8% (risk weight).

© MarkeTiming Research (ALL RIGHTS REDERVED)

MarkeTiming Selection for the week of 11/5/2020

This Report is a representative study of markets stance and does not constitute an investment advisory service.

MARKET	SELECTION			weekly outlook		TREND STABILITY			PRIMARY TREND			VOLATILITY STANCE		
	Stability	Trend	Return Risk	Dynamic	Timing Power	LONG TERM	MEDIUM TERM	SHORT TERM	trend evolution					
									24/apr	01/mag	08/mag		24/apr	
Stocks														
FTSE_MIB_(ITALY)					-3%	-19,4%	-15,1%	0,3%	-1,0%	-1,2%	4,9%	-1,4%	-10,0%	-3,5%
CAC_40_(FRANCE)	-50%				-3%	-17,8%	-12,9%	-0,3%	0,9%	-2,3%	4,1%	-0,5%	8,8%	-3,9%
DAX_(GERMANY)		13%				-12,3%	-8,4%	0,5%	3,2%	-2,7%	5,1%	0,4%	8,7%	-3,9%
FTSE_100_(UK)				18%		-16,0%	-10,3%	0,3%	1,6%	-0,6%	0,2%	3,0%	6,3%	-3,2%



**MARKET SELECTION ARCHIVE 2020**

All published informations represents an analytical and exemplary study of markets and financial instruments and do not represent advice or solicitation of investments or public savings. Reports, articles and all contents of MarketTiming.eu site are protected by the author's reserved rights. In Trading Capital is at risk!

MarketTiming Selection for the week of 11/5/2020	
Stocks	
FTSE_MIB_(ITALY)	Not stable primary Trend. DownTrend in stability mitigation.
CAC_40_(FRANCE)	Stably aligned primary DownTrend about 0,9%.
DAX_(GERMANY)	Not stable primary Trend. DownTrend in stability mitigation. Trend in bearish acceleration under 10426 with increasing volatility stance in a range of 4,5% (risk weight).
FTSE_100_(UK)	Not stable primary Trend. DownTrend in stability mitigation.
Dow_Jones_Ind_Av_(USA)	Not stable primary Trend. DownTrend in stability mitigation. Trend in bullish acceleration over 24319 with increasing volatility stance in a range of 3,9% (risk weight).
Nasdaq_100_(USA)	Stably aligned primary UpTrend about 11,8%. Trend in bullish acceleration over 9224 with increasing volatility stance in a range of 6,1% (risk weight).
Nikkei_225_(JAPAN)	Not stable primary Trend. DownTrend in stability mitigation. Trend in bullish acceleration over 20179 with increasing volatility stance in a range of 3,6% (risk weight).
Hang_Seng_(HONG KONG)	Stably aligned primary DownTrend about -0,2%.
Shanghai_Comp_(CHINA)	Not stable primary Trend. DownTrend in stability mitigation. Trend in bullish acceleration over 2903 with increasing volatility stance in a range of 2,5% (risk weight).
BSE_Sensex_(INDIA)	Not stable primary Trend. DownTrend in stability mitigation.
RTSI_(RUSSIA)	Not stable primary Trend. DownTrend in stability mitigation.
Ibovespa_(BRAZIL)	Not stable primary Trend. DownTrend in stability mitigation.
Currency & Comodity	
EUR/USD	Stably aligned primary DownTrend about -0,9%.
Gold	Not stable primary Trend. UpTrend in stability mitigation.
Crude_Oil_WTI	Not stable primary Trend. DownTrend in stability mitigation.
Natural_Gas	Not stable primary Trend.
Agriculture	Stably aligned primary UpTrend about 4,7%. Trend in bullish acceleration with increasing volatility stance in a range of 2,5% (risk weight).
Bond	
BGOV_ITA_BTP	Not stable primary Trend. DownTrend in stability mitigation. Trend in bullish acceleration with increasing volatility stance in a range of -1,6% (risk weight).
BGOV_GERM_BUND	Almost stable primary UpTrend about 1,2%.
BGOV_UK_GILT	Stably aligned primary UpTrend about 1,2%. Trend in bullish acceleration with increasing volatility stance in a range of 2,9% (risk weight).
BGOV_USA_Treasury	Not stable primary Trend. UpTrend in stability mitigation.
BGOV_Emerg_Mrkt_Loc	Not stable primary Trend. DownTrend in stability mitigation. Trend in bullish acceleration with increasing volatility stance in a range of 3,4% (risk weight).

**MARKET SELECTION ARCHIVE 2020**

All published informations represents an analytical and exemplary study of markets and financial instruments and do not represent advice or solicitation of investments or public savings. Reports, articles and all contents of MarketTiming.eu site are protected by the author's reserved rights. In Trading Capital is at risk!

BOND_Corp_Europa	Not stable primary Trend. DownTrend in stability mitigation.
BOND_Corp_Usa	Not stable primary Trend. UpTrend in stability mitigation.
BOND_Corp_Emerg	Stable Down Trend but without relevant performance.
BOND_High_Yield_GL	Almost stable primary DownTrend about -2,4%.

© MarketTiming Research (ALL RIGHTS REDERVED)

MarketTiming Selection for the week of 4/5/2020

This Report is a representative study of markets stance and does not constitute an investment advisory service.

MARKET	SELECTION			weekly outlook		TREND STABILITY			PRIMARY TREND			VOLATILITY STANCE		
	Stability	Trend	Return Risk	Dynamic	Timing Power	LONG TERM	MEDIUM TERM	SHORT TERM	17/apr	24/apr	01/mag	17/apr	01/mag	
Stocks														
FTSE_MIB_(ITALY)				-43%	-2%	-18,4%	-15,1%	1,6%	8,0%	-3,2%	-1,2%	4,9%	10,0%	-2,6%
CAC_40_(FRANCE)	12%					-16,1%	-12,1%	2,3%	10,1%	-0,2%	-2,3%	4,1%	8,8%	-5,7%
DAX_(GERMANY)	16%			-20%		-11,8%	-8,6%	2,1%	14,0%	0,6%	-2,7%	5,1%	13,1%	4,7%
FTSE_100_(UK)					-17%	-16,1%	-11,1%	1,3%	6,4%	-1,0%	-0,6%	0,2%	8,4%	5,5%
Dow_Jones_Ind_Av_(USA)		15%	51%			-8,7%	-6,3%	2,3%	12,7%	2,2%	-1,8%	-0,3%	8,7%	4,9%
Nasdaq_100_(USA)	100%	19%	49%			7,0%	2,6%	3,4%	16,0%	7,2%	-0,5%	-0,6%	11,2%	8,3%
Nikkei_225_(JAPAN)		12%				-9,0%	-6,8%	1,8%	10,1%	2,0%	-3,2%	1,9%	9,3%	4,6%
Hang_Seng_(HONG KONG)					13%	-6,9%	-5,4%	1,1%	6,1%	0,3%	-2,3%	3,4%	6,5%	2,3%
Shanghai_Comp_(CHINA)				-29%	19%	-3,3%	-3,0%	0,0%	3,5%	1,5%	-1,1%	1,8%	3,8%	2,9%
BSE_Sensex_(INDIA)		26%		9%	13%	-13,3%	-10,1%	4,3%	22,2%	1,4%	-0,8%	7,6%	16,7%	5,4%
RTSI_(RUSSIA)						-16,9%	-14,6%	2,0%	7,2%	-5,5%	0,2%	4,0%	16,0%	-10,2%
Ibovespa_(BRAZIL)					-34%	-6,2%	-5,1%	3,9%	0,0%	0,0%	0,0%	0,0%	-4,0%	-4,0%
Currency & Comodity														

**MARKET SELECTION ARCHIVE 2020**

All published informations represents an analytical and exemplary study of markets and financial instruments and do not represent advice or solicitation of investments or public savings. Reports, articles and all contents of MarkeTiming.eu site are protected by the author's reserved rights. In Trading Capital is at risk!

EUR/USD	-2%		39%	86%	-1,4%	-1,0%	0,0%	1,6%	-0,6%	-0,6%	1,5%	2,7%	-1,6%
Gold		6%			11,1%	6,4%	-0,2%	3,5%	-3,3%	2,7%	-1,9%	-7,0%	-5,5%
Crude_Oil_WTI	-95%	-59%	30%	-10%	-67,6%	-60,4%	-17,6%	-32,4%	-21,7%	-6,6%	15,3%	-100,6%	-33,3%
Natural_Gas		26%			-11,6%	2,1%	5,0%	14,5%	0,7%	-1,8%	9,3%	24,6%	14,6%
Agriculture	3%	8%	100%	-3%	1,8%	1,4%	1,4%	4,6%	3,0%	0,6%	-0,6%	5,4%	4,6%
<b>Bond</b>													
BGOV_ITA_BTP					-3,0%	-2,1%	0,5%	-1,0%	-1,1%	-0,4%	0,8%	-4,9%	-2,7%
BGOV_GERM_BUND	3%		41%		0,5%	0,7%	0,4%	1,0%	0,9%	0,1%	0,8%	2,2%	1,7%
BGOV_UK_GILT	21%			46%	5,5%	4,1%	0,7%	1,8%	-0,2%	0,5%	0,3%	3,9%	1,7%
BGOV_USA_Treasury	20%				-19%	3,7%	0,2%	-0,3%	0,5%	0,4%	-0,5%	2,1%	1,2%
BGOV_Emerg_Mrkt_Loc		20%	49%		-11%	-34%	-9,1%	5,3%	0,3%	-1,1%	1,3%	5,6%	2,9%
BOND_Corp_Europa		15%	51%		-15%		0,9%	3,9%	-0,5%	0,4%	0,7%	3,9%	3,4%
BOND_Corp_Usa	13%	24%			-14%	3,3%	2,6%	6,3%	1,4%	-1,2%	0,0%	7,4%	4,9%
BOND_Corp_Emerg		24%					0,3%	6,3%	0,5%	-2,0%	0,4%	8,0%	5,6%
BOND_High_Yeld_GL	-43%	-16%		-21%	-9,4%	-9,0%	-2,6%	-4,2%	-1,8%	-1,8%	-0,6%	-6,4%	-3,3%

© MarkeTiming Research (ALL RIGHTS REDERVED)

**MarketTiming Selection for the week of 4/5/2020**

Stocks	
FTSE_MIB_(ITALY)	Not stable primary Trend. DownTrend in stability mitigation.Trend in bullish acceleration over 18302with increasing volatility stance in a range of 6,4% (risk weight).
CAC_40_(FRANCE)	Not stable primary Trend. DownTrend in stability mitigation.Trend in bullish acceleration over 4719with increasing volatility stance in a range of 5,8% (risk weight).
DAX_(GERMANY)	Not stable primary Trend. DownTrend in stability mitigation.Trend in bullish acceleration over 11235with increasing volatility stance in a range of 6,6% (risk weight).
FTSE_100_(UK)	Not stable primary Trend. DownTrend in stability mitigation.Trend in bearish acceleration under 5746with increasing volatility stance in a range of 2,6% (risk weight).
Dow_Jones_Ind_Av_(USA)	Not stable primary Trend. DownTrend in stability mitigation.
Nasdaq_100_(USA)	Almost stable primary UpTrend about 15,9%.
Nikkei_225_(JAPAN)	Not stable primary Trend. DownTrend in stability mitigation.Trend in bearish acceleration under 19410with increasing volatility stance in a range of 4,7% (risk weight).

## MARKET SELECTION ARCHIVE 2020

All published informations represents an analytical and exemplary study of markets and financial instruments and do not represent advice or solicitation of investments or public savings. Reports, articles and all contents of MarketTiming.eu site are protected by the author's reserved rights. In Trading Capital is at risk!

<b>Hang_Seng_(HONG KONG)</b>	Not stable primary Trend. DownTrend in stability mitigation.Trend in bullish acceleration over 24855with increasing volatility stance in a range of 3,3% (risk weight).
<b>Shanghai_Comp_(CHINA)</b>	Not stable primary Trend. DownTrend in stability mitigation.Trend in bullish acceleration over 2865with increasing volatility stance in a range of 3,7% (risk weight).
<b>BSE_Sensex_(INDIA)</b>	Not stable primary Trend. DownTrend in stability mitigation.Trend in bullish acceleration over 33887with increasing volatility stance in a range of 6,7% (risk weight).
<b>RTSI_(RUSSIA)</b>	Not stable primary Trend. DownTrend in stability mitigation.Trend in bullish acceleration over 1169with increasing volatility stance in a range of 7,7% (risk weight).
<b>Ibovespa_(BRAZIL)</b>	Not stable primary Trend. DownTrend in stability mitigation.
<b>Currency &amp; Comodity</b>	
<b>EUR/USD</b>	Stable Down Trend but without relevant performance. Trend in bullish acceleration over 1,1017with increasing volatility stance in a range of 1,8% (risk weight).
<b>Gold</b>	Not stable primary Trend. UpTrend in stability mitigation.
<b>Crude_Oil_WTI</b>	Almost stable primary DownTrend about -32,4%.
<b>Natural_Gas</b>	Not stable primary Trend. Trend in bullish acceleration over 2,01with increasing volatility stance in a range of 12,9% (risk weight).
<b>Agriculture</b>	Almost stable primary UpTrend about 4,5%.
<b>Bond</b>	
<b>BGOV_ITA_BTP</b>	Not stable primary Trend. DownTrend in stability mitigation.
<b>BGOV_GERM_BUND</b>	Stable Up Trend but without relevant performance. Trend in bullish accelerationwith increasing volatility stance in a range of 1,1% (risk weight).
<b>BGOV_UK_GILT</b>	Stably aligned primary UpTrend about 1,8%. Trend in bearish accelerationwith increasing volatility stance in a range of 1,5% (risk weight).
<b>BGOV_USA_Treasury</b>	Stable Up Trend but without relevant performance.
<b>BGOV_Emerg_Mrkt_Loc</b>	Not stable primary Trend. DownTrend in stability mitigation.Trend in bullish accelerationwith increasing volatility stance in a range of 3,1% (risk weight).
<b>BOND_Corp_Europa</b>	Not stable primary Trend. DownTrend in stability mitigation.Trend in bearish accelerationwith reducing volatility stance in a range of 0,8% (risk weight).
<b>BOND_Corp_Usa</b>	Almost stable primary UpTrend about 6,2%.
<b>BOND_Corp_Emerg</b>	Not stable primary Trend. DownTrend in stability mitigation.Trend in bearish accelerationwith increasing volatility stance in a range of 2,1% (risk weight).
<b>BOND_High_Yeld_GL</b>	Stably aligned primary DownTrend about -4,2%. Trend in bearish accelerationwith reducing volatility stance in a range of 1,2% (risk weight).

© MarketTiming Research (ALL RIGHTS REDERVED)

MarketTiming Selection for the week of 27/4/2020

This Report is a representative study of markets stance and does not constitute an investment advisory service.



**MARKET SELECTION ARCHIVE 2020**

All published informations represents an analytical and exemplary study of markets and financial instruments and do not represent advice or solicitation of investments or public savings. Reports, articles and all contents of MarketTiming.eu site are protected by the author's reserved rights. In Trading Capital is at risk!

MARKET	SELECTION			weekly outlook		TREND STABILITY			PRIMARY TREND				VOLATILITY STANCE	
	Stability	Trend	Return Risk	Dynamic	Timing Power	LONG TERM	MEDIUM TERM	SHORT TERM	10/apr	17/apr	24/apr	10/apr	10/apr	
Stocks														
FTSE_MIB_(ITALY)	-45%			7%		-22,3%	-20,0%	-1,3%	0,2%	7,6%	-3,2%	-1,2%	8,8%	5,7%
CAC_40_(FRANCE)				4%		-19,2%	-16,3%	0,6%	1,0%	8,5%	-0,2%	-2,3%	9,8%	4,7%
DAX_(GERMANY)		14%		-14%		-14,6%	-12,3%	1,9%	7,3%	10,9%	0,6%	-2,7%	14,3%	7,8%
FTSE_100_(UK)				7%		-18,1%	-14,0%	1,2%	4,4%	7,9%	-1,0%	-0,6%	9,4%	7,6%
Dow_Jones_Ind_Av_(USA)		20%		-4%		-11,5%	-9,7%	2,5%	10,0%	12,7%	2,2%	-1,8%	15,2%	5,6%
Nasdaq_100_(USA)	10%	31%	100%	-17%		4,9%	0,4%	4,7%	15,8%	9,4%	7,2%	-0,5%	17,4%	-3,3%
Nikkei_225_(JAPAN)				-9%		-11,3%	-10,0%	1,3%	-0,7%	9,4%	2,0%	-3,2%	11,8%	4,9%
Hang_Seng_(HONG KONG)				-1%	-31%	-9,3%	-8,1%	0,3%	1,5%	4,6%	0,3%	-2,3%	6,8%	4,3%
Shanghai_Comp_(CHINA)				-5%		-3,1%	-3,1%	1,0%	1,3%	1,2%	1,5%	-1,1%	4,8%	-1,5%
BSE_Sensex_(INDIA)		10%		16%		-17,2%	-15,0%	3,6%	5,1%	12,9%	1,4%	-0,8%	14,8%	8,5%
RTSI_(RUSSIA)	-45%	26%		16%	-4%	-21,7%	-20,5%	-1,0%	13,2%	8,8%	-5,5%	0,2%	22,4%	7,6%
Ibovespa_(BRAZIL)					-65%	-6,6%	-6,1%	3,9%	0,0%	0,0%	0,0%	0,0%	-4,0%	-4,0%
Currency & Comodity														
EUR/USD	-2%	-7%	-49%	-2%	-4%	-1,9%	-1,6%	-0,6%	-3,0%	1,2%	-0,6%	-0,6%	-3,8%	1,5%
Gold	12%	15%		-6%		11,8%	7,4%	1,4%	6,7%	6,3%	-3,3%	2,7%	12,0%	4,8%
Crude_Oil_WTI	-83%	-50%		-74%	47%	-66,1%	-60,2%	-19,4%	-22,3%	-19,9%	-21,7%	-6,6%	-96,6%	-20,8%
Natural_Gas		7%		17%	-42%	-14,4%	-1,8%	6,4%	3,3%	5,9%	0,7%	-1,8%	25,0%	-10,1%
Agriculture	3%	21%	51%	-1%	-7%	1,6%	1,2%	2,8%	9,1%	1,5%	3,0%	0,6%	11,0%	1,8%
Bond														
BGOV_ITA_BTP	-18%	-12%		-10%	44%	-4,8%	-4,1%	-1,7%	-3,7%	-0,3%	-1,1%	-0,4%	-5,9%	-1,7%
BGOV_GERM_BUND	1%			3%		0,2%	0,5%	0,2%	0,6%	-0,8%	0,9%	0,1%	2,0%	-0,7%

**MARKET SELECTION ARCHIVE 2020**

All published informations represents an analytical and exemplary study of markets and financial instruments and do not represent advice or solicitation of investments or public savings. Reports, articles and all contents of MarketTiming.eu site are protected by the author's reserved rights. In Trading Capital is at risk!



© MarketTiming Research (ALL RIGHTS REDERVED)

**MarketTiming Selection for the week of 27/4/2020**

Category	Asset Class	Description
Stocks	FTSE_MIB_(ITALY)	Stably aligned primary DownTrend about 0,2%.
	CAC_40_(FRANCE)	Not stable primary Trend. DownTrend in stability mitigation.
	DAX_(GERMANY)	Not stable primary Trend. DownTrend in stability mitigation.
	FTSE_100_(UK)	Not stable primary Trend. DownTrend in stability mitigation.
	Dow_Jones_Ind_Av_(USA)	Not stable primary Trend. DownTrend in stability mitigation.
	Nasdaq_100_(USA)	Almost stable primary UpTrend about 15,7%.
	Nikkei_225_(JAPAN)	Not stable primary Trend. DownTrend in stability mitigation.
	Hang_Seng_(HONG KONG)	Not stable primary Trend. DownTrend in stability mitigation.
	Shanghai_Comp_(CHINA)	Not stable primary Trend. DownTrend in stability mitigation.
	BSE_Sensex_(INDIA)	Not stable primary Trend. DownTrend in stability mitigation.
	RTSI_(RUSSIA)	Stably aligned primary DownTrend about 13,1%. Trend in bearish acceleration with increasing volatility stance in a range of 11% (risk weighting level).
	Ibovespa_(BRAZIL)	Not stable primary Trend. DownTrend in stability mitigation.
	Currency & Comodity	EUR/USD
Gold		Stably aligned primary UpTrend about 6,6%. Trend in bullish accelerationwith increasing volatility stance in a range of 5,5% (risk weighting level).

**MARKET SELECTION ARCHIVE 2020**

All published informations represents an analytical and exemplary study of markets and financial instruments and do not represent advice or solicitation of investments or public savings. Reports, articles and all contents of MarketTiming.eu site are protected by the author's reserved rights. In Trading Capital is at risk!

Crude_Oil_WTI	Stably aligned primary DownTrend about -22,2%. Trend in bullish accelerationwith increasing volatility stance in a range of -91,7% (risk weighting level).
Natural_Gas	Not stable primary Trend. DownTrend in stability mitigation.
Agriculture	Almost stable primary UpTrend about 9,1%. Trend in bearish accelerationwith reducing volatility stance in a range of 2,4% (risk weighting level).
Bond	
BGOV_ITA_BTP	Stably aligned primary DownTrend about -3,7%. Trend in bearish accelerationwith increasing volatility stance in a range of 2,5% (risk weighting level).
BGOV_GERM_BUND	Stable Up Trend but without relevant performance. Trend in bearish accelerationwith increasing volatility stance in a range of 0,7% (risk weighting level).
BGOV_UK_GILT	Stably aligned primary UpTrend about 2,1%. Trend in bearish accelerationwith increasing volatility stance in a range of 3,3% (risk weighting level).
BGOV_USA_Treasury	Stably aligned primary UpTrend about 0,2%.
BGOV_Emerg_Mrkt_Loc	Not stable primary Trend. DownTrend in stability mitigation.
BOND_Corp_Europa	Not stable primary Trend. DownTrend in stability mitigation.Trend in bearish accelerationwith increasing volatility stance in a range of 1,2% (risk weighting level).
BOND_Corp_Usa	Stably aligned primary UpTrend about 8,1%.
BOND_Corp_Emerg	Not stable primary Trend. DownTrend in stability mitigation.
BOND_High_Yeld_GL	Stably aligned primary DownTrend about -5%. Trend in bullish accelerationwith increasing volatility stance in a range of -4,6% (risk weighting level).

© MarketTiming Research (ALL RIGHTS REDERVED)

MarketTiming Selection for the week of 20/4/2020

This Report is a representative study of markets stance and does not constitute an investment advisory service.

MARKET	SELECTION			weekly outlook		TREND STABILITY			PRIMARY TREND			VOLATILITY STANCE		
	Stability	Trend	Return Risk	Dynamic	Timing Power	LONG TERM	MEDIUM TERM	SHORT TERM	03/apr	10/apr	17/apr	03/apr	17/apr	
Stocks														
FTSE_MIB_(ITALY)				-9%		-19,8%	-18,4%	2,5%	8,41%	-2,61%	7,55%	-3,21%	15,87%	-3,62%
CAC_40_(FRANCE)				-7%	-5%	-19,0%	-16,9%	2,2%	11,12%	-4,53%	8,48%	-0,17%	16,40%	-7,55%
DAX_(GERMANY)		17%		4%		-13,7%	-12,1%	5,6%	19,00%	-1,11%	10,91%	0,58%	23,04%	-4,93%
FTSE_100_(UK)				-4%		-19,1%	-15,6%	1,8%	11,49%	-1,74%	7,89%	-0,95%	17,10%	-3,87%

**MARKET SELECTION ARCHIVE 2020**

All published informations represents an analytical and exemplary study of markets and financial instruments and do not represent advice or solicitation of investments or public savings. Reports, articles and all contents of MarketTiming.eu site are protected by the author's reserved rights. In Trading Capital is at risk!

<b>Dow Jones Ind_Av_(USA)</b>		24%		1%		-11,4%	-10,2%	5,9%	26,43%	-2,70%	12,67%	2,21%	26,66%	-7,99%
<b>Nasdaq_100_(USA)</b>		24%		5%		4,2%	-0,4%	7,6%	26,28%	-0,79%	9,44%	7,21%	26,01%	-7,55%
<b>Nikkei_225_(JAPAN)</b>		19%	100%	8%		-11,1%	-10,6%	2,9%	20,20%	-8,09%	9,42%	2,05%	18,04%	-9,05%
<b>Hang_Seng_(HONG KONG)</b>				-15%		-8,6%	-7,7%	2,6%	6,91%	-1,06%	4,58%	0,33%	12,38%	2,21%
<b>Shanghai_Comp_(CHINA)</b>				14%		-3,9%	-4,0%	1,1%	3,38%	-0,30%	1,18%	1,50%	7,10%	2,19%
<b>BSE_Sensex_(INDIA)</b>				-19%		-18,8%	-17,4%	4,9%	5,59%	-7,46%	12,93%	1,38%	20,17%	-7,73%
<b>RTSI_(RUSSIA)</b>		15%		-14%	-4%	-19,4%	-19,1%	5,2%	16,71%	9,90%	8,78%	-5,55%	29,02%	14,13%
<b>Ibovespa_(BRAZIL)</b>					-91%	-7,0%	-7,0%	3,9%	0,00%	0,00%	0,00%	0,00%	-4,04%	-4,04%
<b>Currency &amp; Comodity</b>														
<b>EUR/USD</b>		-1%		-10%	8%	-1,3%	-1,1%	-0,1%	1,69%	-3,03%	1,23%	-0,57%	3,88%	-3,37%
<b>Gold</b>		15%	27%	100%	6%	13,8%	9,7%	4,2%	12,89%	1,11%	6,31%	-3,32%	13,42%	-5,58%
<b>Crude_Oil_WTI</b>		-65%	-49%		-21%	-59,2%	-53,6%	-8,5%	-23,16%	32,65%	-19,88%	-21,67%	-48,17%	40,78%
<b>Natural_Gas</b>		-19%	24%		25%	-22,7%	-11,8%	-1,1%	11,39%	-1,37%	5,88%	0,74%	22,16%	12,46%
<b>Agriculture</b>				38%		0,1%	-0,2%	3,4%	5,93%	3,73%	1,52%	2,95%	13,55%	6,62%
<b>Bond</b>														
<b>BGOV_ITA_BTP</b>		-13%		1%		-3,3%	-2,8%	-1,0%	-1,59%	-1,93%	-0,34%	-1,12%	-5,18%	-1,75%
<b>BGOV_GERM_BUND</b>				10%	79%	-0,1%	0,3%	0,2%	0,87%	0,42%	-0,84%	0,94%	2,34%	1,16%
<b>BGOV_UK_GILT</b>		18%		7%	3%	5,0%	4,2%	0,8%	3,32%	0,61%	1,22%	-0,20%	4,30%	-3,49%
<b>BGOV_USA_Treasury</b>		19%		-28%	7%	6,0%	4,4%	0,2%	1,70%	0,00%	-0,71%	0,54%	2,53%	0,89%
<b>BGOV_Emerg_Mrkt_Loc</b>			9%	5%		-10,4%	-8,3%	2,3%	4,03%	-0,84%	4,76%	0,25%	8,63%	-2,41%
<b>BOND_Corp_Europa</b>				16%		-3,6%	-2,5%	1,6%	3,80%	-0,51%	3,28%	-0,48%	8,55%	-1,41%
<b>BOND_Corp_Usa</b>		21%	47%	100%	11%	3,9%	3,3%	4,4%	21,72%	1,69%	6,14%	1,37%	22,07%	3,87%
<b>BOND_Corp_Emerg</b>			34%	17%	4%	-12,3%	-9,2%	5,3%	15,94%	-0,50%	7,42%	0,53%	18,28%	4,01%
<b>BOND_High_Yeld_GL</b>		-28%	-11%	-6%		-6,7%	-7,0%	-2,0%	-4,97%	-1,49%	0,00%	-1,81%	-8,33%	-2,97%

**MARKET SELECTION ARCHIVE 2020**

All published informations represents an analytical and exemplary study of markets and financial instruments and do not represent advice or solicitation of investments or public savings. Reports, articles and all contents of MarketTiming.eu site are protected by the author's reserved rights. In Trading Capital is at risk!

MarketTiming Selection for the week of 20/4/2020	
Stocks	
FTSE_MIB_(ITALY)	Not stable primary Trend. DownTrend in stability mitigation.
CAC_40_(FRANCE)	Not stable primary Trend. DownTrend in stability mitigation.
DAX_(GERMANY)	Not stable primary Trend. DownTrend in stability mitigation. Trend in bearish acceleration with reducing volatility stance in a range of 0,5%.
FTSE_100_(UK)	Not stable primary Trend. DownTrend in stability mitigation.
Dow_Jones_Ind_Av_(USA)	Not stable primary Trend. DownTrend in stability mitigation. Trend in bearish acceleration with reducing volatility stance in a range of 2,2%.
Nasdaq_100_(USA)	Not stable primary Trend. Trend in bullish acceleration with increasing volatility stance in a range of 7,2%.
Nikkei_225_(JAPAN)	Not stable primary Trend. DownTrend in stability mitigation. Trend in bearish acceleration with increasing volatility stance in a range of 2%.
Hang_Seng_(HONG KONG)	Not stable primary Trend. DownTrend in stability mitigation. Trend in bearish acceleration with reducing volatility stance in a range of 0,3%.
Shanghai_Comp_(CHINA)	Not stable primary Trend. DownTrend in stability mitigation. Trend in bullish acceleration with increasing volatility stance in a range of 1,4%.
BSE_Sensex_(INDIA)	Not stable primary Trend. DownTrend in stability mitigation. Trend in bearish acceleration with increasing volatility stance in a range of 1,3%.
RTSI_(RUSSIA)	Not stable primary Trend. DownTrend in stability mitigation.
Ibovespa_(BRAZIL)	Not stable primary Trend. DownTrend in stability mitigation.
Currency & Comodity	
EUR/USD	Stable Down Trend but without relevant performance
Gold	Stable primary UpTrend about 12,8%.
Crude_Oil_WTI	Stable primary DownTrend about -23,1%. Trend in bullish acceleration with increasing volatility stance in a range of -21,6%.
Natural_Gas	Stable primary DownTrend about 11,3%. Trend in bearish acceleration with increasing volatility stance in a range of 0,7%.
Agriculture	Not stable primary Trend. Trend in bullish acceleration with increasing volatility stance in a range of 2,9%.
Bond	
BGOV_ITA_BTP	Stable Down Trend but without relevant performanceTrend in bullish acceleration with increasing volatility stance in a range of -1,1%.
BGOV_GERM_BUND	Not stable primary Trend.
BGOV_UK_GILT	Stable Up Trend but without relevant performance.
BGOV_USA_Treasury	Stable Up Trend but without relevant performance. Trend in bullish acceleration with increasing volatility stance in a range of 0,5%.
BGOV_Emerg_Mrkt_Loc	Not stable primary Trend. DownTrend in stability mitigation. Trend in bearish acceleration with increasing volatility stance in a range of 0,2%.

**MARKET SELECTION ARCHIVE 2020**

All published informations represents an analytical and exemplary study of markets and financial instruments and do not represent advice or solicitation of investments or public savings. Reports, articles and all contents of MarketTiming.eu site are protected by the author's reserved rights. In Trading Capital is at risk!

<b>BOND_Corp_Europa</b>	Not stable primary Trend. DownTrend in stability mitigation.
<b>BOND_Corp_Usa</b>	Stable primary UpTrend about 21,7%. Trend in bearish acceleration with reducing volatility stance in a range of 1,3%.
<b>BOND_Corp_Emerg</b>	Not stable primary Trend. DownTrend in stability mitigation. Trend in bearish acceleration with increasing volatility stance in a range of 0,5%.
<b>BOND_High_Yeld_GL</b>	Stable primary DownTrend about -4,9%. Trend in bullish acceleration with increasing volatility stance in a range of -1,8%.

© MarketTiming Research (ALL RIGHTS REDERVED)

MarketTiming Selection for the week of 13/4/2020

This Report is a representative study of markets stance and does not constitute an investment advisory service.

MARKET	SELECTION			weekly outlook		TREND STABILITY			PRIMARY TREND				VOLATILITY STANCE	
	Stability	Trend	Trend Volatility	High Volatility	Timing Power	LONG TERM	MEDIUM TERM	SHORT TERM	27/mar	03/apr	10/apr	27/mar		
Stocks														
FTSE_MIB_(ITALY)		13%		-19%		-20,9%	-20,2%	4,5%	10,49%	6,93%	-2,61%	7,55%	22,18%	16,06%
CAC_40_(FRANCE)		12%				-19,5%	-18,2%	5,3%	9,43%	7,48%	-4,53%	8,48%	21,22%	15,87%
DAX_(GERMANY)		18%	46%		12%	-16,5%	-15,7%	7,2%	14,44%	7,88%	-1,11%	10,91%	24,87%	16,97%
FTSE_100_(UK)		11%			15%	-19,7%	-16,7%	4,3%	8,88%	6,17%	-1,74%	7,89%	17,16%	16,03%
Dow_Jones_Ind_Av_(USA)				-9%		-12,7%	-12,0%	9,0%	2,30%	12,84%	-2,70%	12,67%	26,39%	20,51%
Nasdaq_100_(USA)				-1%		-0,2%	-4,7%	7,6%	3,04%	8,49%	-0,79%	9,44%	20,02%	14,93%
Nikkei_225_(JAPAN)		15%	54%	6%		-12,7%	-12,8%	5,1%	11,79%	17,14%	-8,09%	9,42%	17,48%	16,69%
Hang_Seng_(HONG KONG)				9%	12%	-9,9%	-9,1%	3,3%	1,11%	2,98%	-1,06%	4,58%	13,52%	9,21%
Shanghai_Comp_(CHINA)				-36%		-4,0%	-4,1%	1,8%	-3,14%	0,97%	-0,30%	1,18%	-9,00%	5,40%
BSE_Sensex_(INDIA)		-11%		6%	14%	-21,3%	-20,6%	3,1%	-8,63%	-0,34%	-7,46%	12,93%	-24,78%	18,87%
RTSI_(RUSSIA)		19%		14%		-18,6%	-19,0%	11,6%	15,16%	3,37%	9,90%	8,78%	35,25%	16,82%
Ibovespa_(BRAZIL)					-46%	-7,3%	-7,7%	3,9%	0,00%	0,00%	0,00%	0,00%	-4,04%	-4,04%
Currency & Comodity														

**MARKET SELECTION ARCHIVE 2020**

All published informations represents an analytical and exemplary study of markets and financial instruments and do not represent advice or solicitation of investments or public savings. Reports, articles and all contents of MarkeTiming.eu site are protected by the author's reserved rights. In Trading Capital is at risk!

Asset Class	EUR/USD	Gold	Crude_Oil_WTI	Natural_Gas	Agriculture	Bond	BGOV_ITA_BTP	BGOV_GERM_BUND	BGOV_UK_GILT	BGOV_USA_Treasury	BGOV_Emerg_Mrkt_Loc	BOND_Corp_Europa	BOND_Corp_Usa	BOND_Corp_Emerg	BOND_High_Yeld_GL	
EUR/USD	-12%	10%	10%	10%	-35%											
Gold	88%	28%	100%													
Crude_Oil_WTI	-58%	-7%														
Natural_Gas	-14%	-38%	-20%													
Agriculture		-51,6%	-46,5%													
Bond																
BGOV_ITA_BTP																
BGOV_GERM_BUND	-2%	-7%														
BGOV_UK_GILT	27%	14%														
BGOV_USA_Treasury	32%	11%	33%													
BGOV_Emerg_Mrkt_Loc																
BOND_Corp_Europa																
BOND_Corp_Usa		50%	37%													
BOND_Corp_Emerg		25%														
BOND_High_Yeld_GL	-39%	-34%														

© MarkeTiming Research (ALL RIGHTS RESERVED)

MarkeTiming Selection for the week of 6/4/2020

This Report is a representative study of markets stance and does not constitute an investment advisory service.

MARKET SELECTION	weekly outlook	TREND STABILITY			PRIMARY TREND			VOLATILITY STANCE			
		LONG TERM	MEDIUM TERM	SHORT TERM	20/mar	27/mar	03/apr				
Stability Trend Low Volatility	High Volatility Timing Power										
Stocks											
FTSE_MIB_(ITALY)	-16%	-9%	-24,1%	-24,3%	1,4%	-21,23%	-1,36%	6,93%	-2,61%	-33,27%	-13,10%
CAC_40_(FRANCE)	-14%		-23,3%	-22,7%	1,1%	-19,16%	-1,69%	7,48%	-4,53%	-31,26%	-11,97%

**MARKET SELECTION ARCHIVE 2020**

All published informations represents an analytical and exemplary study of markets and financial instruments and do not represent advice or solicitation of investments or public savings. Reports, articles and all contents of MarketTiming.eu site are protected by the author's reserved rights. In Trading Capital is at risk!

DAX_(GERMANY)		-13%				-22,3%		-22,2%		1,4%				-17,47%		-3,28%		7,88%		-1,11%				-29,99%		-10,76%	
FTSE_100_(UK)		-12%				-23,3%		-20,9%		0,5%				-16,20%		-3,27%		6,17%		-1,74%				-26,94%		-9,79%	
Dow_Jones_Ind_Av_(USA)		-14%		1%		-20,1%		-20,0%		0,0%				-18,61%		-17,30%		12,84%		-2,70%				-29,93%		-13,63%	
Nasdaq_100_(USA)			-29%			-6,8%		-11,2%		1,2%				-11,75%		-12,52%		8,49%		-0,79%				-21,00%		-9,69%	
Nikkei_225_(JAPAN)			-31%			-16,2%		-17,0%		1,5%				-14,12%		-5,10%		17,14%		-8,09%				-22,33%		-8,20%	
Hang_Seng_(HONG KONG)		-28%				-13,3%		-12,6%		-0,8%				-11,13%		-5,11%		2,98%		-1,06%				-19,95%		-10,78%	
Shanghai_Comp_(CHINA)		-15%				-6,2%		-6,3%		-1,6%				-8,91%		-4,91%		0,97%		-0,30%				-13,29%		-8,95%	
BSE_Sensex_(INDIA)		-58%				-25,3%		-25,3%		-5,0%				-26,57%		-12,28%		-0,34%		-7,46%				-32,08%		-20,47%	
RTSI_(RUSSIA)			-12%			-27,5%		-28,4%		1,0%				-16,54%		-6,80%		3,37%		9,90%				-37,81%		-19,79%	
Ibovespa_(BRAZIL)				6%		-7,5%		-8,2%		3,9%				0,00%		0,00%		0,00%		0,00%				4,04%		4,04%	
Currency & Comodity																											
EUR/USD		-1%				-1,0%		-0,7%		-0,4%				-4,24%		-3,74%		4,19%		-3,03%				-7,44%		-5,00%	
Gold		8%				7,2%		4,1%		2,1%				-1,53%		-1,88%		8,62%		1,11%				-14,84%		-8,10%	
Crude_Oil_WTI		-73%				-57,8%		-54,3%		-14,6%				-30,38%		-28,80%		-7,69%		32,65%				-58,45%		-40,53%	
Natural_Gas		-29%				-26,3%		-17,9%		-5,4%				-4,60%		-16,18%		5,89%		-1,37%				-23,82%		-16,91%	
Agriculture		-6%				-4,7%		-5,1%		-0,6%				-9,54%		-4,01%		-2,29%		3,73%				-22,63%		-17,70%	
Bond																											
BGOV_ITA_BTP						-1,6%		-1,4%		1,1%				-3,14%		2,08%		1,83%		-1,93%				-10,49%		7,81%	
BGOV_GERM_BUND						0,2%		0,6%		-0,2%				-2,20%		-1,89%		0,36%		0,42%				-6,86%		-5,34%	
BGOV_UK_GILT		55%				4,5%		3,9%		1,0%				-1,00%		-0,69%		1,66%		0,61%				-12,85%		-8,61%	
BGOV_USA_Treasury		79%				6,7%		5,5%		1,3%				0,64%		0,95%		1,88%		0,00%				6,17%		4,38%	
BGOV_Emerg_Mrkt_Loc		-165%				-14,3%		-12,9%		-1,0%				-11,13%		-2,35%		-0,11%		-0,84%				-16,84%		-10,49%	
BOND_Corp_Europa		-68%				-6,2%		-5,4%		-0,1%				-6,64%		-3,53%		1,51%		-0,51%				-14,14%		-10,35%	
BOND_Corp_Usa						-2,1%		-2,9%		3,0%				-5,83%		-8,62%		11,25%		1,69%				-19,94%		-12,26%	
BOND_Corp_Emerg						-18,8%		-17,1%		0,7%				-11,96%		-9,08%		7,90%		-0,50%				-21,75%		-8,41%	
BOND_High_Yeld_GL						-5,0%		-5,5%		0,2%				-1,19%		4,59%		-1,75%		-1,49%				-9,40%		8,17%	



**MARKET SELECTION ARCHIVE 2020**

All published informations represents an analytical and exemplary study of markets and financial instruments and do not represent advice or solicitation of investments or public savings. Reports, articles and all contents of MarkeTiming.eu site are protected by the author's reserved rights. In Trading Capital is at risk!

© MarkeTiming Research (ALL RIGHTS REDERVED)

MARKET ALLOCATION al 30/3/2020

Il presente Report è uno studio esemplificativo e non costituisce servizio di consulenza di investimento.

MARKET	ALLOCATION			VOLATILITY MAX RANGE %		PERFORMANCE %				
	Trend Stability	Risk Return	Timing Power%	W1	M1	W1	M1	M3	M6	Y1
FTSE MIB (ITALIA)	-16%			16,43%	-46,26%	6,72%	-19,19%	-30,11%	-23,47%	-20,77%
CAC 40 (FRANCIA)	-11%			16,28%	-41,63%	7,64%	-16,20%	-28,72%	-23,04%	-18,95%
DAX (GERMANIA)	-11%			17,44%	-39,99%	7,96%	-16,64%	-29,38%	-21,94%	-16,41%
FTSE 100 (INGHILTERRA)	-14%			16,47%	-33,95%	4,92%	-15,96%	-28,01%	-25,73%	-24,84%*
Dow Jones Ind Av (USA)				21,07%*	-39,13%	12,44%	-14,89%	-25,57%	-19,90%	-16,06%
Nasdaq 100 (USA)				15,28%	-28,50%	8,76%	-8,89%	-16,71%	-1,79%*	4,16%*
Nikkei 225 (GIAPPONE)				16,96%	-28,42%	15,12%*	-8,64%	-20,73%	-14,35%	-10,21%
Hang Seng (HONG KONG)				9,30%	-23,46%	5,45%	-10,47%	-15,92%	-9,89%	-18,22%
Shanghai Comp (CINA)		-100%		5,44%	-14,94%	2,56%	-8,51%	-6,21%*	-5,34%	-7,35%
BSE Sensex (INDIA)	-20%			19,49%	-40,95%	5,06%	-20,71%	-28,90%	-24,12%	-23,07%
RTSI (RUSSIA)	-26%			17,37%	-52,09%*	3,46%	-23,68%*	-40,81%*	-29,98%*	-21,45%
Ibovespa (BRASILE)				4,04%*	6,73%*	0,00%*	0,00%*	-18,86%	-9,54%	1,31%
EUR/USD (CAMBIO)			55%	3,90%	-7,72%*	2,98%	-2,30%	-0,59%	0,40%	-1,49%
Gold (ORO)	13%	70%	82%	8,55%	-15,83%	10,57%*	-1,91%*	3,61%*	6,90%*	24,64%*
Crude Oil WTI (PETROLIO)	-87%	-30%		-18,29%*	-87,19%*	-6,78%*	-49,11%*	-61,23%*	-62,33%*	-64,11%*
Natural Gas				7,83%	-25,18%	4,63%	-3,40%	-12,01%	-31,67%	-39,14%
Agricoltura				9,05%*	-26,24%	7,18%	-12,57%	-7,90%	-6,12%	-3,63%

**MARKET SELECTION ARCHIVE 2020**

All published informations represents an analytical and exemplary study of markets and financial instruments and do not represent advice or solicitation of investments or public savings. Reports, articles and all contents of MarkeTiming.eu site are protected by the author's reserved rights. In Trading Capital is at risk!

BGOV ITALIA BTP			-36%	3,77%	-11,94%	1,91%	-1,70%	-0,76%	-3,70%	7,17%
BGOV GERM BUND			45%	1,96%	-7,07%	1,42%	-2,48%	0,82%	-1,64%	2,34%
BGOV UK GILT		49%		2,79%	13,63% *	2,59%	0,07%	3,10%	1,60%	8,13%
BGOV USA Treasury				2,19%	6,37%	2,53%	0,65% *	6,40% *	6,44% *	10,79% *
BGOV Emerg Mkt Loc	-100%			5,86%	-21,48%	1,74%	-9,76%	-15,77%	-14,80%	-10,75%
BOND Corp Europa		-51%		5,14%	-15,33%	2,03%	-6,75%	-7,39%	-7,59%	-5,06%
BOND Corp Usa				14,91% *	-22,51%	12,67% *	-7,42%	-6,76%	-5,39%	3,68%
BOND Corp Emerg				9,88%	-25,82% *	6,37%	-12,69% *	-23,00% *	-22,73% *	-18,01% *
BOND High Yield GL				-4,35% *	9,80%	-0,88% *	0,30%	-7,95%	-2,89%	-5,08%

© mAT Research (RIPRODUZIONE RISERVATA)

MARKET ALLOCATION at 23/3/2020

Il presente Report è uno studio esemplificativo e non costituisce servizio di consulenza di investimento.

MARKET	ALLOCATION			VOLATILITY MAX RANGE %		
	Trend Stability	Risk Return	Timing Power%	W1	M1	W1
FTSE MIB (ITALIA)	-13%			13,46% *		2,18%
CAC 40 (FRANCIA)	-13%			-12,23%		-1,75%
DAX (GERMANIA)	-14%	-14%		-11,03%		-2,50%
FTSE 100 (INGHILTERRA)				-10,06%		-1,64%
Dow Jones Ind Av (USA)	-16%	-16%		-14,11%		-10,29%
Nasdaq 100 (USA)				-10,05%		-4,55%
Nikkei 225 (GIAPPONE)	-12%			-8,42%		-1,87%
Hang Seng (HONG KONG)		-17%		-10,98%		-1,65%
Shanghai Comp (CINA)		-20%		-9,09%		-3,48%
BSE Sensex (INDIA)	-16%	-20%		-21,23% *		-4,96%

**MARKET SELECTION ARCHIVE 2020**

All published informations represents an analytical and exemplary study of markets and financial instruments and do not represent advice or solicitation of investments or public savings. Reports, articles and all contents of MarkeTiming.eu site are protected by the author's reserved rights. In Trading Capital is at risk!

RTSI (RUSSIA)	-17%	-14%		-20,66%	-60,54%*	-4,54%
Ibovespa (BRASILE)				-4,04%	17,32%*	0,00%
EUR/USD (CAMBIO)		-21%	-73%	-5,04%*	-7,72%*	-3,77%
Gold (ORO)		-22%	-45%	-8,25%	-15,78%	-3,09%
Crude Oil WTI (PETROLIO)	-76%	-15%		-44,80%*	-83,14%*	-26,14%
Natural Gas				-17,44%	-24,78%	-12,31%
Agricoltura	-24%	-42%		-18,29%	-25,74%	-12,37%
BGOV ITALIA BTP		-6%		7,90%	-11,85%	1,17%
BGOV GERM BUND		-57%	-73%	-5,40%	-7,05%	-2,98%
BGOV UK GILT			36%	-8,76%	-13,69%	-1,66%
BGOV USA Treasury				4,42%	6,43%*	0,18%
BGOV Emerg Mrkt Loc		-7%		-10,69%	-22,22%	-2,64%
BOND Corp Europa		-11%		-10,52%	-15,42%	-4,58%
BOND Corp Usa	-43%	-10%		-12,52%*	-22,35%	-6,97%
BOND Corp Emerg	-57%	-8%		-8,57%	-36,09%*	-6,34%
BOND High Yield GL				8,26%*	-13,28%	3,67%

© MAT Research (RIPRODUZIONE RISERVATA)

## MarkeTiming Selection 16/3/2020

*Il presente Report è uno studio esemplificativo e non costituisce servizio di consulenza di investimento.*

MARKET	SELECTION		Timing Power %	VOLATILITY MAX RANGE %		PERFORMANCE%				
	Trend Stability	Risk Return		W1	M1	W1	M1	M3	M6	Y1

<b>FTSE MIB (ITALIA)</b>	-17%	-7%	-	33,08	48,19	25,89	38,05	36,23	30,00	26,39
				%*	%*	%*	%*	%	%*	%
<b>CAC 40 (FRANCIA)</b>	-14%	-6%	-	19,88	38,68	20,76	32,36	32,73	27,54	23,61
				%	%	%	%	%	%	%
<b>DAX (GERMANIA)</b>	-14%	-6%	-	19,33	39,06	20,81	32,86	32,77	26,37	21,46
				%	%	%	%	%	%	%
<b>FTSE 100 (INGHILTERRA )</b>	-13%	-6%	-	17,57	33,73	18,56	28,94	30,95	28,28	26,73
				%	%	%	%	%	%	%*
<b>Dow Jones Ind Av (USA)</b>		-8%	-	16,49	31,41	15,62	26,33	26,06	21,47	16,92
				%	%	%	%	%	%	%
<b>Nasdaq 100 (USA)</b>		-11%	-	14,19	28,37	12,24	22,37	18,43	-	0,84%*
				%	%	%	%	%	7,66%	%*
<b>Nikkei 225 (GIAPPONE)</b>	-13%	-7%	-	17,41	33,23	19,13	28,69	29,84	23,34	21,69
				%	%	%	%	%	%	%
<b>Hang Seng (HONG KONG)</b>		-9%	-	12,40	21,04	13,67	17,41	21,00	16,49	21,53
				%	%	%	%	%	%	%
<b>Shanghai Comp (CINA)</b>		-20%	-55%	7,15%	9,21%*	7,57%	7,29%*	9,13%*	6,83%*	5,69%
				%	%	%	%	%	%	%
<b>BSE Sensex (INDIA)</b>	-13%	-11%	-	21,75	31,22	20,59	28,55	29,09	20,67	22,03
				%	%	%	%	%	%	%

<b>RTSI (RUSSIA)</b>	-16%	-6%		-	-	-	-	-	-	-
				31,62	44,39	22,72	36,84	39,95	29,08	18,86
				%	%	%	%	%*	%	%
<b>Ibovespa (BRASILE)</b>		-3%		4,04%*	20,05	0,00%*	11,95	18,45	-	-
					%	%	%	%	9,81%	7,81%
<b>EUR/USD (CAMBIO)</b>				-	-	-	-	-	-	-
				3,88%	6,47%*	1,41%	2,51%*	0,28%*	1,17%*	0,66%
<b>Gold (ORO)</b>			-45%	-	-	-	-	-	-	-
				12,24	12,25	-	-	-	-	16,38
				%	%	8,46%	7,23%	2,74%	0,50%	%*
<b>Crude Oil WTI (PETROLIO)</b>	-100%	-32%		-	-	-	-	-	-	-
				27,65	60,43	26,09	42,28	48,45	43,84	47,70
				%*	%*	%*	%*	%*	%*	%*
<b>Natural Gas</b>				21,02	22,46	-	-	16,00	28,56	36,42
				%*	%	5,28%*	6,31%	%	%	%
<b>Agricoltura</b>				-	-	-	-	-	-	-
				10,61	14,18	-	-	-	-	-
				%	%	6,92%	3,59%	1,77%	0,24%	3,44%
	-68%	-73%								
<b>BGOV ITALIA BTP</b>		-17%	-64%	-	-	-	-	-	-	-
				5,66%	7,67%	4,65%	6,27%	3,41%	5,50%	4,19%
<b>BGOV GERM BUND</b>				-	-	-	-	-	-	-
				2,74%*	4,51%	0,89%	1,34%	3,19%	0,48%	5,25%
<b>BGOV UK GILT</b>				-	-	-	-	-	-	-
				6,61%	9,76%*	0,82%*	1,90%	4,77%*	2,33%	9,93%*
<b>BGOV USA Treasury</b>				-	-	-	-	-	-	-
				4,82%	7,76%	2,02%	2,18%*	4,49%	4,29%*	9,46%
<b>BGOV Emerg</b>		-14%		-	-	-	-	-	-	-

<b>Mrkt Loc</b>				8,64%	17,73%	8,90%	14,68%	16,79%	14,02%	10,68%
<b>BOND Corp Europa</b>				-	-	-	-	-	-	-
	-17%			3,74%	5,67%	4,22%	5,45%	4,79%	3,96%	1,79%
<b>BOND Corp Usa</b>				-	-	-	-	-	-	-
	-24%	-64%		13,32%	15,50%	11,68%	14,20%	-	-	1,74%
<b>BOND Corp Emerg</b>				-	-	-	-	-	-	-
	-15%			12,43%	28,19%*	12,37%*	24,98%*	21,84%*	21,74%*	16,66%*
<b>BOND High Yield GL</b>				-	-	-	-	-	-	-
	-12%			3,03%	14,63%	2,39%	10,41%	10,90%	3,25%	7,63%

© mAT Research (RIPRODUZIONE RISERVATA)

## MarketTiming Selection 9/3/2020

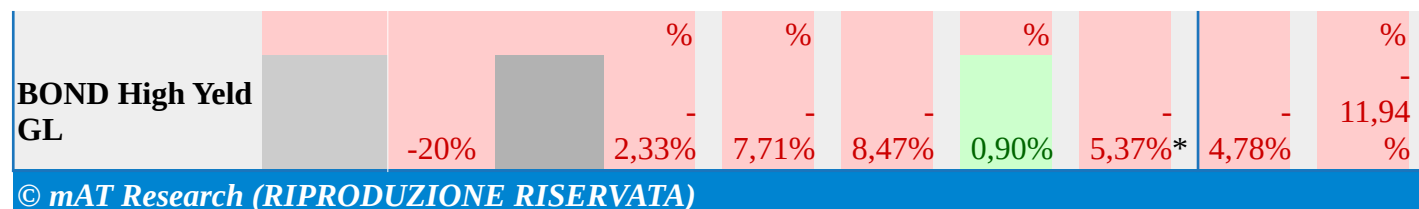
Il presente Report è uno studio esemplificativo e non costituisce servizio di consulenza di investimento.

MARKET	SELECTION			PERFORMANCE%					VOLATILITY %	
	Trend Stability	Risk Return	Timing Power %	W1	M1	M3	M6	Y1	W1	M1
<b>FTSE MIB (ITALIA)</b>				-	-	-	-	-	-	-
	-18%	-11%		4,95%*	16,94%	12,30%	5,37%	0,13%	8,42%	23,56%
<b>CAC 40</b>	-15%	-8%		-	-	-	-	-	-	-

<b>(FRANCIA)</b>				2,14%	15,65	14,63				19,42
					%	%	7,95%	2,51%	7,65%	%
<b>DAX</b>					-	-				-
<b>(GERMANIA)</b>					16,61	12,75				20,51
	-16%	-9%		2,36%	%	%	5,27%	0,05%	7,21%	%
<b>FTSE 100</b>					-	-				-
<b>(INGHILTERRA)</b>					13,13	14,83	11,30			17,36
	-11%	-7%		0,44%	%	%	%*	9,75%*	6,61%	%
<b>Dow Jones Ind</b>					-	-				-
<b>Av (USA)</b>					13,85	11,49				19,67
		-8%		2,21%	%	%	5,17%	0,50%	7,37%	%
<b>Nasdaq 100</b>					-	-				-
<b>(USA)</b>					13,18			18,82		19,70
			-45%	2,29%	%	4,97%	6,62%*	%*	8,18%*	%
<b>Nikkei 225</b>					-	-				-
<b>(GIAPPONE)</b>					12,67	12,86				15,98
	-12%	-8%	-45%	1,45%	%	%	0,84%	3,68%	5,36%	%
<b>Hang Seng</b>					-	-				-
<b>(HONG KONG)</b>										-
		-8%		0,36%	5,82%	8,25%	0,76%	9,34%	2,95%	7,95%
<b>Shanghai Comp</b>										-
<b>(CINA)</b>										-
		22%	55%	5,24%*	4,48%*	1,47%*	1,91%	1,48%	6,03%	7,83%*
<b>BSE Sensex</b>					-	-				-
<b>(INDIA)</b>					10,13	10,49				12,69
	-11%	-10%		3,16%	%	%	1,28%	1,15%	5,60%	%
<b>RTSI (RUSSIA)</b>					-	-				-
					18,96	20,29			10,50	25,79
	-18%	-8%		3,22%	%*	%*	7,04%	5,18%	%*	%*
<b>Ibovespa</b>					-	-				-
<b>(BRASILE)</b>					14,64	18,45	7,27%	4,03%	7,22%	23,04
				2,88%						

					%	%				%	
<b>EUR/USD (CAMBIO)</b>											
		33%	64%	2,39%	3,56%	0,79%	1,78%	0,86%	2,34%	5,36%	
<b>Gold (ORO)</b>								28,26			
		19%		5,08%	4,28%*	7,38%*	8,50%*	%*	7,36%	8,22%	
<b>Crude Oil WTI (PETROLIO)</b>											
	-100%	-17%	-45%	6,41%*	20,03%*	32,84%*	26,38%	26,81%	18,54%*	33,08%*	
<b>Natural Gas</b>											
				3,83%	-	18,14%	28,59%	39,35%	10,01%*	23,19%	
					5,01%	%	%*	%*	%*	%	
<b>Agricoltura</b>											
		32%	73%	8,90%*	3,28%	5,95%	5,51%	8,92%	2,72%	11,86%*	
<b>BGOV ITALIA BTP</b>											
				0,22%	-	1,54%	1,44%	1,25%	9,89%	1,95%	2,44%
<b>BGOV GERM BUND</b>											
		16%		0,93%	2,69%	3,95%	0,92%	6,49%	1,55%	3,48%	
<b>BGOV UK GILT</b>											
				1,25%	3,47%	4,80%	3,61%	10,67%	3,81%*	6,54%*	
<b>BGOV USA Treasury</b>											
		16%		2,32%*	5,03%*	6,56%*	5,11%*	11,89%	3,32%	6,26%	
<b>BGOV Emerg Mrkt Loc</b>											
		-20%		1,65%	-	7,27%	7,84%	5,01%	1,82%	5,14%*	8,68%
<b>BOND Corp Europa</b>											
			-45%	0,16%	-	1,11%	0,91%	1,14%	2,96%	1,03%	1,61%
<b>BOND Corp Usa</b>											
				-	-	-	-	14,59%	-	-	
				0,47%	2,22%	2,76%	1,87%	%*	2,54%	3,72%	
<b>BOND Corp Emerg</b>											
	-100%	-28%	-64%	11,23%*	-	-	-	-	-	-	
					14,03%*	9,93%*	10,60%*	4,93%	4,43%	17,61%*	





## MarkeTiming Selection 2/3/2020

Il presente Report è uno studio esemplificativo e non costituisce servizio di consulenza di investimento.

MARKET	SELECTION			PERFORMANCE%				
	Trend Stability	Risk Return	Timing Power %	W1	M1	M3	M6	Y1
<b>FTSE MIB (ITALIA)</b>	-11%	-11%	-73%	12,05%	10,97%	-8,57%	2,09%	6,24%
<b>CAC 40 (FRANCIA)</b>	-12%	-9%	-73%	12,77%	12,84%	13,24%	-	0,48%
<b>DAX (GERMANIA)</b>	-12%	-9%	-73%	13,16%	12,92%	11,93%	-	2,70%
<b>FTSE 100 (INGHILTERRA)</b>	-12%	-9%	-45%	12,35%	13,18%	15,25%	10,02%	-8,25%
<b>Dow Jones Ind Av (USA)</b>	-14%	-10%	-64%	14,58%	15,06%	13,73%	6,14%	-4,77%

				%	%	%		
<b>Nasdaq 100 (USA)</b>				-	-	-		
				13,53	13,26	-		
			-73%	%	%	7,04%	6,42% *	14,85% *
<b>Nikkei 225 (GIAPPONE)</b>				-	-	-		
				10,53	11,97	12,26		
	-11%	-9%	-45%	%	%	%	1,37%	-2,10%
<b>Hang Seng (HONG KONG)</b>				-	-	-		
				4,68% *	4,54%	7,18%	1,77%	-9,04%
<b>Shanghai Comp (CINA)</b>				-	-	-		
				4,69%	1,40% *	4,16% *	0,15%	-1,76%
<b>BSE Sensex (INDIA)</b>				-	-	-		
				7,08%	6,95%	7,38%	3,77%	6,67%
<b>RTSI (RUSSIA)</b>				-	-	-		
				15,55	15,04	16,56	-	
	-14%	-8%	-64%	% *	%	%	0,40%	8,35%
<b>Ibovespa (BRASILE)</b>				-	-	-		
	-14%	-16%		14,41%	16,05% *	21,08% *	-8,50%	-9,72% *
<b>EUR/USD (CAMBIO)</b>								
				1,55% *	0,08% *	-1,31%	-0,11%	-1,65%
<b>Gold (ORO)</b>				-	-	-		
				3,55%	0,00%	3,43% *	2,49% *	19,01% *
<b>Crude Oil WTI (PETROLIO)</b>				-	-	-		
				16,55	12,44	28,38	19,64	-
	-54%	-31%		% *	% *	% *	%	22,29%
<b>Natural Gas</b>				-	-	-		
				14,29	10,85	24,18	27,20	-
	-46%	-27%		%	%	%	% *	41,07% *
<b>Agricoltura</b>				-	-	-		
				14,29	10,85	24,18	27,20	-
	-46%	-27%	-73%	-6,03%	-3,65%	-6,79%	2,08%	-3,65%

BGOV ITALIA BTP			-1,92%	-1,43%	2,59%	-1,06%	10,52%
BGOV GERM BUND	8%		1,32%	1,83%	2,86%	0,97%	5,78%
BGOV UK GILT	10%		1,48%	1,76%	4,41%	0,49%	10,23%
BGOV USA Treasury	9%		1,92%*	2,73%*	4,47%*	2,18%*	9,57%
BGOV Emerg Mrkt Loc	-14%	-73%	4,78%	4,36%*	5,73%*	1,83%	-0,52%*
BOND Corp Europa	-37%	-100%	1,44%	1,14%	0,83%	1,76%	2,87%
BOND Corp Usa			2,40%	0,37%	3,45%	1,73%	16,03%*
BOND Corp Emerg			3,57%	1,76%	1,62%	0,91%	8,01%
BOND High Yield GL	-22%	-73%	-4,89%*	-3,97%	-2,24%	-3,21%*	0,43%

© mAT Research (RIPRODUZIONE RISERVATA)

## MarketTiming Selection 24/2/2020

Il presente Report è uno studio esemplificativo e non costituisce servizio di consulenza di investimento.

MARKET	SELECTION			PERFORMANCE%				
	Trend Stability	Risk Return	Timing Power	W1	M1	M3	M6	Y1

			%					
<b>FTSE MIB (ITALIA)</b>	29%	20%		- 0,65%	6,30%*	3,50%	18,79%	22,39%
<b>CAC 40 (FRANCIA)</b>	11%	26%		- 1,19%	3,38%	0,47%	11,47%	15,72%
<b>DAX (GERMANIA)</b>	12%	20%		- 1,66%	4,06%	2,26%	15,24%	18,51%
<b>FTSE 100 (INGHILTERRA )</b>				- 0,45%	1,31%	-2,56%	3,76% *	3,20%
<b>Dow Jones Ind Av (USA)</b>				- 1,33%	2,57%	1,57%	10,70%	11,88%
<b>Nasdaq 100 (USA)</b>	16%			- 1,84%	4,96%	8,66% *	22,97% *	34,34% *
<b>Nikkei 225 (GIAPPONE)</b>				- 0,95%	1,03%	-1,55%	13,57%	9,66%
<b>Hang Seng (HONG KONG)</b>				- 1,56%	3,69%	-1,72%	4,95%	-3,88% *
<b>Shanghai Comp (CINA)</b>	32%	34%	55%	4,16% *	2,19%	0,60%	5,32%	10,02%
<b>BSE Sensex (INDIA)</b>				- 0,12%	1,14%	-1,21%	13,03%	15,20%

<b>RTSI (RUSSIA)</b>				- 0,84 %	- 0,11%	- -0,24%	18,75 %	27,94%
<b>Ibovespa (BRASILE)</b>			-45%	3,06%*	1,71%*	-6,72%*	5,97%	5,25%
<b>EUR/USD (CAMBIO)</b>	-10%	-30%		0,41%*	2,11%*	-2,55%	-2,66%	-3,13%
<b>Gold (ORO)</b>	24%			2,89 %	3,29 %	9,60%*	7,57%	22,25%*
<b>Crude Oil WTI (PETROLIO)</b>	21%			2,40 %	3,10 %	12,44 %	-5,02%	-7,24%
<b>Natural Gas</b>	26%		-36%	3,79 %*	2,87 %*	18,25 %*	13,34 %*	- 29,39%*
<b>Agricoltura</b>	19%	70%		0,55%	4,29%*	0,00%	8,31%*	0,27%
<b>BGOV ITALIA BTP</b>				0,17%	0,39%	3,65%	3,25%	13,06%
<b>BGOV GERM BUND</b>				0,43 %	0,20 %	1,59%	-1,71%*	4,03%*
<b>BGOV UK GILT</b>				0,71 %	0,00 %*	2,97%	0,00%	7,72%
<b>BGOV USA Treasury</b>				0,72 %*	0,38 %	2,90%	0,91%	7,34%
<b>BGOV Emerg Mrkt Loc</b>				- 0,98 %*	1,64 %	-0,93%*	2,34%	4,46%
<b>BOND Corp Europa</b>				0,17 %	0,32 %	0,57%	-0,27%	4,54%

<b>BOND Corp Usa</b>	40%	44%		0,66 %	3,11%	6,21% *	4,98%	18,73% *
<b>BOND Corp Emerg</b>	40%	56%		0,42 %	3,32 * %	5,31%	5,40% *	11,93%
<b>BOND High Yield GL</b>	20%			- 0,29%	2,19%	2,49%	2,46%	5,77%
<b>© mAT Research (RIPRODUZIONE RISERVATA)</b>								

## MarkeTiming Selection 17/2/2020

*Il presente Report è uno studio esemplificativo e non costituisce servizio di consulenza di investimento.*

MARKET	SELECTION			PERFORMANCE%				
	Trend Stability	Risk Return	Timing Power %	W1	M1	M3	M6	Y1
<b>FTSE MIB (ITALIA)</b>	27%	54%		1,89%	4,12%	6,70%	24,56%	25,33%
<b>CAC 40 (FRANCIA)</b>	9%			1,12 %	0,84 %	2,71%	15,92 %	19,84%
<b>DAX (GERMANIA)</b>	16%	46%		1,96 %	1,61 %	3,57%	19,80 %	23,92%
<b>FTSE 100 (INGHILTERRA)</b>				- 0,50 %	- 1,38 %	2,50%	4,10%	3,07%
<b>Dow Jones Ind</b>	10%			0,78	1,53	4,48%	14,74	15,71%

**MARKET SELECTION ARCHIVE 2020**

All published informations represents an analytical and exemplary study of markets and financial instruments and do not represent advice or solicitation of investments or public savings. Reports, articles and all contents of MarkeTiming.eu site are protected by the author's reserved rights. In Trading Capital is at risk!

<b>Av (USA)</b>				%	%		%	
<b>Nasdaq 100 (USA)</b>	33%			2,20 % *	5,29 % *	13,52 % *	28,11 % *	37,50% *
<b>Nikkei 225 (GIAPPONE)</b>	-6%			- 0,66 % *	- 0,65 %	-0,72%	14,68 %	11,85%
<b>Hang Seng (HONG KONG)</b>				1,73 %	0,28 %	1,06%	9,91%	-2,05% *
<b>Shanghai Comp (CINA)</b>				2,14 %	1,89 %	-1,24% *	3,27% *	7,09%
<b>BSE Sensex (INDIA)</b>				0,27 %	0,22 %	1,10%	11,30 %	15,04%
<b>RTSI (RUSSIA)</b>				1,46 %	4,32 %	2,09%	21,69 %	32,66%
<b>Ibovespa (BRASILE)</b>				1,18%	4,94% *	-0,56%	8,40%	9,55%
<b>EUR/USD (CAMBIO)</b>	-18%	-52%		- 1,04%	- 1,74%	-2,56%	-2,77%	-2,66%
<b>Gold (ORO)</b>	14%			0,77 %	1,30 % *	7,49% *	4,72%	20,75% *
<b>Crude Oil WTI (PETROLIO)</b>	-15%			2,48 % *	4,73 % *	13,41 %	-4,91%	-3,37%
<b>Natural Gas</b>	-44%			- *	-	- *	- *	- *
				2,55	4,11%	20,28	15,40	30,04%

				%		%	%	
<b>Agricoltura</b>	9%	48%		1,97%	0,55%	1,40%	6,45%*	-1,09%
<b>BGOV ITALIA</b>								
<b>BTP</b>	17%	22%		0,33%	2,53%	2,80%	4,69%	12,60%
<b>BGOV GERM</b>				0,08	0,67			
<b>BUND</b>			55%	%	%	1,09%	-2,28%*	3,46%*
<b>BGOV UK GILT</b>				-	-			
				0,42	0,42			
				%*	%*	3,29%	-0,35%	6,24%
<b>BGOV USA</b>				0,08	0,65			
<b>Treasury</b>				%	%	1,77%	0,04%	6,40%
<b>BGOV Emerg</b>				1,43	0,66			
<b>Mrkt Loc</b>	13%	27%		%	%	0,97%	3,84%	6,30%
<b>BOND Corp</b>				0,13	0,43			
<b>Europa</b>				%	%	0,43%*	-0,38%	4,46%
<b>BOND Corp Usa</b>				1,41	3,00			
	27%	16%		%	%*	6,40%*	6,07%*	17,15%*
<b>BOND Corp</b>				1,44	2,58			
<b>Emerg</b>	24%	18%		%*	%	6,05%	5,94%	11,34%
<b>BOND High Yield</b>								
<b>GL</b>	20%	17%		1,26%	2,00%	3,51%	4,22%	6,31%

© mAT Research (RIPRODUZIONE RISERVATA)

## MarkeTiming Selection 10/2/2020

Il presente Report è uno studio esemplificativo e non costituisce servizio di consulenza di investimento.



MARKET	SELECTION		Timing Power %	PERFORMANCE%				
	Trend Stability	Risk Return		W1	M1	M3	M6	Y1
FTSE MIB (ITALIA)	18%	19%		5,02%*	1,50%	6,24%	18,32%	25,12%
CAC 40 (FRANCIA)	7%	16%		3,46%	-1,09%	3,25%	13,08%	20,35%
DAX (GERMANIA)	10%	18%		3,78%	-0,25%	3,13%	15,23%	22,16%
FTSE 100 (INGHILTERRA)			45%	2,28%	-2,22%	4,25%	3,47%	4,90%
Dow Jones Ind Av (USA)	7%			3,15%	-0,80%	4,37%	11,59%	16,23%
Nasdaq 100 (USA)	21%	12%		4,63%	2,83%*	12,09%*	23,76%*	36,80%*
Nikkei 225 (GIAPPONE)	5%			2,68%	-1,06%	1,80%	16,11%	14,97%
Hang Seng (HONG KONG)			45%	3,53%	-5,51%	3,48%	4,71%	-2,24%*
Shanghai Comp (CINA)	-32%	-35%	-64%	-				
				3,94%	-7,45%*	-1,93%*	2,03%*	9,58%
BSE Sensex (INDIA)				0,99%	-1,86%	1,82%	12,05%	11,31%
RTSI (RUSSIA)				-	-6,73%	5,22%	15,98%	25,83%
				0,71%				

<b>Ibovespa (BRASILE)</b>				%				
			-45%	0,21%	-4,19%	0,55%	3,53%	8,74%
<b>EUR/USD (CAMBIO)</b>	-8%	-53%		-				
				0,68%	-1,30%	-0,89%	-2,14%	-1,71%
<b>Gold (ORO)</b>				-				
	2%			0,38%	0,94%*	6,88%*	4,15%*	19,71%*
<b>Crude Oil WTI (PETROLIO)</b>				-				
	-65%	-47%		1,75%*	14,04%*	13,19%	-	-3,30%
<b>Natural Gas</b>				-				
	-25%			1,71%	-7,71%	20,87%*	11,73%*	27,70%*
<b>Agricoltura</b>			45%	1,71%*	-1,93%	0,85%	3,49%	-4,30%
<b>BGOV ITALIA BTP</b>	18%	27%		-				
				0,11%	2,91%	2,77%	3,64%	13,30%
<b>BGOV GERM BUND</b>				-				
	5%			0,31%	1,16%	0,53%	1,67%*	3,53%
<b>BGOV UK GILT</b>				-				
	5%			0,28%	1,00%	2,83%	0,71%	7,34%
<b>BGOV USA Treasury</b>				-				
	7%			0,41%*	1,46%	1,58%	1,15%	6,41%
<b>BGOV Emerg Mrkt Loc</b>				1,19%	0,09%*	0,28%*	2,24%	3,15%*
<b>BOND Corp</b>	4%			0,02%	0,66%	0,54%	-	4,45%

<b>Europa</b>				%			0,15%	
<b>BOND Corp Usa</b>	27%	24%		1,01%	3,23% *	3,21% *	6,14% *	16,20% *
<b>BOND Corp Emerg</b>	22%	27%		1,43% *	1,98%	1,75%	4,68%	10,37%
<b>BOND High Yield GL</b>	13%	21%		1,21%	0,89%	2,39%	3,11%	5,51%

## MarkeTiming Selection 3/2/2020

*Il presente Report è uno studio esemplificativo e non costituisce servizio di consulenza di investimento.*

MARKET	SELECTION			PERFORMANCE%				
	Trend Stability	Risk Return	Timing Power %	W1	M1	M3	M6	Y1
<b>FTSE MIB (ITALIA)</b>				-				
				2,69%	-3,16%	0,00%	9,14%	18,76%
<b>CAC 40 (FRANCIA)</b>				-				
				3,62%	-3,80%	-1,47% *	5,38%	17,02%
<b>DAX (GERMANIA)</b>				-				
				3,98%	-3,78%	-1,45%	6,88%	17,40%
<b>FTSE 100 (INGHILTERRA)</b>				-				
	-35%	-51%	-55%	3,10%	-4,09%	-0,97%	-3,97%	4,81%



<b>Natural Gas</b>	-40%	-17%	-	3,26%	15,25%*	20,28%*	14,81%*	-35,33%*
<b>Agricoltura</b>	-19%	-58%	-45%	4,11%	-4,63%	0,29%	-1,13%	-4,63%
<b>BGOV ITALIA BTP</b>		20%	36%	2,31%*	2,66%	2,10%*	4,20%	10,87%
<b>BGOV GERM BUND</b>		19%	64%	0,90%	1,62%	0,40%	-0,16%	3,96%
<b>BGOV UK GILT</b>		13%		0,28%	2,82%*	1,93%	2,97%	7,72%
<b>BGOV USA Treasury</b>		13%		0,99%	1,88%	1,53%	3,23%	6,63%
<b>BGOV Emerg Mrkt Loc</b>		-23%	-45%	1,93%*	-4,04%*	-0,76%*	-1,10%*	3,13%*
<b>BOND Corp Europa</b>				0,28%	0,37%	0,41%	-0,09%	4,97%
<b>BOND Corp Usa</b>		11%	45%	0,56%	2,15%	1,38%	5,89%*	16,85%*
<b>BOND Corp Emerg</b>				0,30%	0,84%	-0,47%	2,84%	10,32%
<b>BOND High Yield GL</b>				0,48%	-0,30%	0,87%	0,90%	5,46%

## MarkeTiming Selection 27/1/2020

*Il presente Report è uno studio esemplificativo e non costituisce servizio di consulenza di investimento.*

MARKET	SELECTION			PERFORMANCE%				
	Trend Stability	Risk Return	Timing Power %	W1	M1	M3	M6	Y1
<b>FTSE MIB (ITALIA)</b>	5%		36%	-0,68%	1,41%	2,55%	9,58%	23,08%
<b>CAC 40 (FRANCIA)</b>				-0,82%	0,37%	2,23% *	8,04%	24,51%
<b>DAX (GERMANIA)</b>	19%			0,10%	2,97%	2,97%	9,34%	22,46%
<b>FTSE 100 (INGHILTERRA)</b>	-12%			-1,34%	-0,57%	3,72%	0,28%	10,37%
<b>Dow Jones Ind Av (USA)</b>				-1,52%	1,20%	3,85%	6,34%	18,10%
<b>Nasdaq 100 (USA)</b>	24%			-0,19%	3,96% *	10,60% *	13,96%	36,73% *
<b>Nikkei 225 (GIAPPONE)</b>	-4%			-1,07%	0,43%	3,16%	10,04%	16,07%
<b>Hang Seng (HONG KONG)</b>				-3,60%	-2,30%	4,86%	-1,99% *	3,29% *

<b>Shanghai Comp (CINA)</b>				3,65 %	-3,88% *	2,83%	1,06%	15,01%
<b>BSE Sensex (INDIA)</b>	-10%			1,37 %	-0,18%	2,48%	9,51%	14,67%
<b>RTSI (RUSSIA)</b>	11%			1,10 %	2,79%	10,04 %	18,97 % *	35,38%
<b>Ibovespa (BRASILE)</b>	16%			1,99%*	0,51%	10,46%	5,32%	14,27%
<b>EUR/USD (CAMBIO)</b>	-4%	-47%		0,60%	-0,94%	0,05%	-0,83%	-0,97%
<b>Gold (ORO)</b>	5%			0,41 %	1,66% *	5,80% *	10,06 % *	21,97% *
<b>Crude Oil WTI (PETROLIO)</b>	-49%	-53%	-45%	7,53 % *	11,85 % *	-6,31%	-3,27%	3,40%
<b>Natural Gas</b>	-42%			6,21 %	10,12 %	30,89 % *	13,53 % *	37,32% *
<b>Agricoltura</b>			-36%	0,55%*	-0,27%	3,99%	2,24%	-1,62%
<b>BGOV ITALIA BTP</b>				0,70%	0,48%	-0,66%*	1,92%	9,73%
<b>BGOV GERM BUND</b>				0,57 %	0,55%	-0,27%	-0,78% *	3,29% *
<b>BGOV UK GILT</b>	23%	22%	36%	1,00 %	1,72%	3,05% *	2,60%	8,24%

<b>BGOV USA Treasury</b>	14%	28%		0,88 %	0,81%	0,50%	2,30%	6,06%
<b>BGOV Emerg Mrkt Loc</b>				0,87 %	-1,26% *	0,75%	0,38%	5,93%
<b>BOND Corp Europa</b>				0,35 %	-0,23%	0,50%	-0,46%	5,24%
<b>BOND Corp Usa</b>	31%	23%	45%	1,64 % *	2,02%	2,01%	5,18% *	16,02% *
<b>BOND Corp Emerg</b>	25%	27%		0,85 %	2,13% *	0,47%	3,02%	10,39%
<b>BOND High Yield GL</b>	6%			0,16% *	0,59%	2,47%	1,07%	6,25%

© mAT Research (RIPRODUZIONE RISERVATA)

## MarkeTiming Selection 20/1/2020

Il presente Report è uno studio esemplificativo e non costituisce servizio di consulenza di investimento.

MARKET	SELECTION			PERFORMANCE%				
	Trend Stability	Risk Return	Timing Power %	W1	M1	M3	M6	Y1
<b>FTSE MIB (ITALIA)</b>			45%	0,19%	1,17%	2,34%*	9,51%	24,32%
<b>CAC 40 (FRANCIA)</b>				0,63 %	0,64 %	2,68%	9,63%	27,11%



<b>DAX (GERMANIA)</b>			45%	0,10 %	1,40 %	2,46%	10,88 %	24,72%
<b>FTSE 100 (INGHILTERRA )</b>				0,33 %	- 0,17 %	5,06%	1,70%	11,92%
<b>Dow Jones Ind Av (USA)</b>	16%			1,74 %	2,38 %	5,19%	8,21%	21,59%
<b>Nasdaq 100 (USA)</b>	23%			1,87 %*	4,22 %	10,08 %	16,50 %	37,39%
<b>Nikkei 225 (GIAPPONE)</b>				1,06 %	0,74 %	3,86%	14,39 %	18,05%
<b>Hang Seng (HONG KONG)</b>	15%			1,08 %	2,90 %	9,56%	1,54%*	7,90%*
<b>Shanghai Comp (CINA)</b>				- 0,46 %	2,12 %	6,09%	5,72%	19,92%
<b>BSE Sensex (INDIA)</b>	9%			0,97 %	1,42 %	3,83%	7,69%	15,70%
<b>RTSI (RUSSIA)</b>	25%			1,31 %	5,29 %*	12,49 %*	19,72 %*	40,64%*
<b>Ibovespa (BRASILE)</b>	-13%			- 1,45%*	- 1,88%*	9,36%	1,90%	14,57%
<b>EUR/USD (CAMBIO)</b>			-36%	0,00%	- 0,09%	0,64%	-1,07%	-0,46%
<b>Gold (ORO)</b>	14%			0,17 %*	2,47 %*	5,91%*	9,43%*	20,27%*
<b>Crude Oil WTI (PETROLIO)</b>				- 1,00 %	- 4,85 %	3,24%	6,43%	14,30%

Natural Gas	-74%	-100%		-	-	-	-	-
				6,59 % *	7,84 % *	23,40 % *	11,87 % *	37,61% *
Agricoltura	-13%			-	-			
				1,09%	1,36%	2,83%	2,54%	-0,55%
BGOV ITALIA BTP				-				
				0,35%	1,14%	-0,70%	0,99%	8,80%
BGOV GERM BUND								
				0,14 %	0,15 %	-0,99% *	-0,97% *	2,87% *
BGOV UK GILT	100%	57%	36%					
				1,52 % *	1,59 % *	1,15%	2,03%	7,58%
BGOV USA Treasury								
				0,00 %	0,23 %	0,00%	1,32%	5,30%
BGOV Emerg Mrkt Loc								
				-	-			
				2,98 % *	1,52 % *	-0,39%	0,43%	5,50%
BOND Corp Europa								
				-	-			
				0,26 %	0,34 %	-0,11%	-0,04%	5,21%
BOND Corp Usa								
				-				
				0,05 %	0,58 %	0,37%	4,91% *	15,47% *
BOND Corp Emerg		43%						
				0,29 %	1,43 %	-0,47%	3,33%	10,47%
BOND High Yield GL								
				0,02%	0,91%	1,99% *	2,10%	6,35%

## MarkeTiming Selection 13/1/2020

*Il presente Report è uno studio esemplificativo e non costituisce servizio di consulenza di investimento.*

MARKET	SELECTION		Timing Power %	PERFORMANCE%				
	Trend Stability	Risk Return		W1	M1	M3	M6	Y1
<b>FTSE MIB (ITALIA)</b>				1,91%	0,54%	2,62%	8,32%	32,03%
<b>CAC 40 (FRANCIA)</b>				0,56%	1,03%	2,84%	8,64%	30,83%
<b>DAX (GERMANIA)</b>	20%	100%		2,76%*	2,13%	2,18%	9,56%	29,65%
<b>FTSE 100 (INGHILTERRA)</b>				0,45%	0,27%	3,21%	1,11%	13,46%*
<b>Dow Jones Ind Av (USA)</b>				1,01%	1,21%	4,39%	6,96%	27,17%
<b>Nasdaq 100 (USA)</b>	24%			2,25%	3,41%	9,35%	13,70%	45,81%
<b>Nikkei 225 (GIAPPONE)</b>				0,44%	0,06%	1,92%*	10,35%	19,40%
<b>Hang Seng (HONG KONG)</b>	13%			0,27%	2,75%	3,34%	0,55%*	14,49%

<b>Shanghai Comp (CINA)</b>	12%			0,22 %	2,64 %	4,00%	5,97%	25,47%
<b>BSE Sensex (INDIA)</b>			36%	0,24 %	- 0,45 % *	2,94%	7,29%	16,83%
<b>RTSI (RUSSIA)</b>	31%			2,59 %	4,94 % *	9,37% *	14,55 % *	49,87% *
<b>Ibovespa (BRASILE)</b>				- 0,01% *	0,71%	7,65%	2,89%	21,62%
<b>EUR/USD (CAMBIO)</b>			36%	- 0,35%	0,18%	0,63%	-1,41%	-0,48%
<b>Gold (ORO)</b>	61%	100%		1,07 %	4,54 % *	6,15% *	10,05 % *	20,25%
<b>Crude Oil WTI (PETROLIO)</b>				- 3,70 % *	- 1,95 %	5,54%	-2,13%	29,70% *
<b>Natural Gas</b>	-39%			2,59 % *	6,23 % *	22,40 % *	10,66 % *	- 28,52% *
<b>Agricoltura</b>				0,27%	0,55%	3,38%	1,94%	1,94%
<b>BGOV ITALIA BTP</b>				0,13%	0,57%	-0,58% *	2,26%	10,04%
<b>BGOV GERM BUND</b>				- 0,16 %	- 0,23 % *	-0,42%	-0,45% *	2,55% *
<b>BGOV UK GILT</b>			36%	- 0,79 % *	0,14 %	-0,14%	1,39%	5,41%
<b>BGOV USA</b>			36%	-	0,62	0,62%	1,72%	4,75%

Treasury				0,08 %	%			
BGOV Emerg Mrkt Loc		33%		0,90 %	1,58 % *	1,82%	4,36%	8,32%
BOND Corp Europa				- 0,32 %	- 0,13 %	0,19%	0,57%	5,07%
BOND Corp Usa		67%	55%	0,44 %	0,84 %	1,14%	5,36% *	16,26% *
BOND Corp Emerg				0,98 % *	1,07 %	-0,45%	3,30%	11,87%
BOND High Yield GL				0,40%	0,60%	1,84%*	1,92%	9,85%

© mAT Research (RIPRODUZIONE RISERVATA)

## MarkeTiming Selection 6/1/2020

*Il presente Report è uno studio esemplificativo e non costituisce servizio di consulenza di investimento.*

MARKET	SELECTION			PERFORMANCE%				
	Trend Stability	Risk Return	Timing Power %	W1	M1	M3	M6	Y1
FTSE MIB (ITALIA)				- 0,91%	1,05%	3,50%	7,23%	29,55%
CAC 40			45%	-	1,48%	4,44%	6,80%	30,10%

(FRANCIA) DAX				0,55%				
(GERMANIA) FTSE 100	-8%			1,43% *	1,02% *	1,74% *	4,00%	26,16%
(INGHILTERRA) Dow Jones Ind Av (USA)				-	-			
Nasdaq 100 (USA)	12%	39%	45%	0,94%	4,53%	4,18%	0,66%	12,95% *
Nikkei 225 (GIAPPONE)				-	-			
Hang Seng (HONG KONG)				0,38%	1,68%	5,00%	6,22%	25,89%
Shanghai Comp (CINA)							12,08%	
BSE Sensex (INDIA)	12%		45%	0,06%	3,71%	7,93%	% *	42,61%
RTSI (RUSSIA)				-	-			
Ibovespa (BRASILE)				0,76%	0,50%	4,19%	9,16%	18,88%
EUR/USD (CAMBIO)							-	
Gold (ORO)	17%			1,53%	3,73%	6,07%	1,21% *	14,18%
Crude Oil WTI (PETROLIO)	23%	61%		2,36% *	4,72% *	5,39%	2,76%	25,19%
Natural Gas				0,20%	1,50%	3,33%	3,74%	16,56%
							11,05%	
	17%			1,30%	3,80%	9,43% *	%	46,08% *
				-	-			
	12%			0,44%	4,08%	5,75%	7,05%	21,63%
			45%	0,26%	0,11%	-0,04%	-1,41%	-0,13%
	28%	58%		1,21% *	4,38% *	1,65%	7,93% *	18,98%
				-	-	13,02%		
	15%			0,20%	3,10%	% *	7,74%	34,68% *
				-	-	-	-	-
	-57%	-42%		3,83% *	7,50% *	19,10% *	8,23% *	27,99% *

<b>Agricoltura</b>				-		%		
				0,54%	2,23%	4,27%	1,10%	1,67%
<b>BGOV ITALIA</b>								
<b>BTP</b>				1,36%*	0,22%*	-2,56%*	1,92%	9,89%
<b>BGOV GERM</b>								
<b>BUND</b>				0,13%*	0,13%	-1,26%	1,29%*	2,72%*
<b>BGOV UK GILT</b>			36%	0,87%	1,97%*	-1,20%	0,65%	6,25%
<b>BGOV USA</b>								
<b>Treasury</b>				0,31%	0,31%	-0,42%	0,89%	4,83%
<b>BGOV Emerg</b>								
<b>Mrkt Loc</b>		45%		0,60%	1,59%	1,41%	0,42%	7,35%
<b>BOND Corp</b>								
<b>Europa</b>			73%	0,24%	0,23%	0,10%	0,05%	5,40%
<b>BOND Corp Usa</b>				0,20%	1,25%	0,64%	3,85%*	15,76%*
<b>BOND Corp</b>								
<b>Emerg</b>				0,16%	1,23%	-0,75%	2,33%	10,79%
<b>BOND High Yield</b>								
<b>GL</b>		55%		0,48%	0,89%	2,32%*	1,35%	9,42%